

DoubleLine Investment Offerings

	Share Class			Expense Ratios (%)					
	I Share	N Share	R6 Share	Gross			Net		
				I	N	R6	I	N	R6
Open-End Funds									
Fixed Income									
DoubleLine Core Fixed Income Fund	DBLFX	DLFNX	DDCFX	0.51	0.76	0.48	0.48 ¹	0.73 ¹	0.45 ¹
DoubleLine Flexible Income Fund	DFLEX	DLINX	DDFLX		0.75	1.00	0.71	–	–
DoubleLine Floating Rate Fund	DBFRX	DLFRX	–	0.69	0.93	–	–	–	–
DoubleLine Global Bond Fund	DBLGX	DLGBX	–	0.66	0.92	–	–	–	–
DoubleLine Income Fund	DBLIX	DBLNX	–	0.84	1.09	–	0.66 ²	0.91 ²	–
DoubleLine Infrastructure Income Fund	BILDY	BILTX	–	0.57	0.82	–	–	–	–
DoubleLine Long Duration Total Return Bond Fund	DBLDX	DLLDX	–	0.59	0.83	–	0.50 ²	0.75 ²	–
DoubleLine Low Duration Bond Fund	DBLSX	DLSNX	DDLX	0.43	0.67	0.39	–	–	–
DoubleLine Total Return Bond Fund	DBLTX	DLTNX	DDTRX	0.49	0.74	0.44	–	–	–
International Fixed Income									
DoubleLine Emerging Markets Fixed Income Fund	DBLEX	DLENX	–	0.90	1.15	–	–	–	–
DoubleLine Emerging Markets Local Currency Bond Fund	DBELX	DLELX	–	2.46	2.67	–	0.91 ²	1.16 ²	–
DoubleLine Low Duration Emerging Markets Fixed Income Fund	DBLLX	DELNX	–	0.69	0.93	–	0.59 ²	0.84 ²	–
Equities									
DoubleLine Shiller Enhanced CAPE®	DSEEX	DSENX	DDCPX	0.55	0.80	0.50	–	–	–
DoubleLine Shiller Enhanced International CAPE®	DSEUX	DLEUX	–	1.00	1.27	–	0.68 ^{1,2}	0.93 ^{1,2}	–
Alternatives/Real Assets									
DoubleLine Multi-Asset Trend Fund	DBMOX	DLMOX	–	2.48	2.77	–	0.72 ^{1,2}	0.98 ^{1,2}	–
DoubleLine Strategic Commodity Fund	DBCXM	DLCXM	–	1.03	1.28	–	–	–	–
Closed-End Funds									
	Tickers								
DoubleLine Income Solutions Fund	DSL/XDSLX								
DoubleLine Opportunistic Credit Fund	DBL/XDBLX								
DoubleLine Yield Opportunities Fund	DLY/XDLYX								
Exchange-Traded Funds									
	Tickers								
	Gross Expense Ratio (%)								
DoubleLine Commercial Real Estate ETF	DCMB			0.39					
DoubleLine Commodity Strategy ETF	DCMT			0.65					
DoubleLine Fortune 500 Equal Weight ETF	DFVE			0.20					
DoubleLine Mortgage ETF	DMBS			0.49					
DoubleLine Opportunistic Bond ETF	DBND			0.50					
DoubleLine Shiller CAPE® U.S. Equities ETF³	CAPE			0.65					

Net expense ratios are applicable to investors.

¹ The Adviser has contractually agreed to waive fees incurred from investments made in other DoubleLine Funds through August 1, 2024.


² The Adviser has contractually agreed to waive fees and reimburse expenses through August 1, 2024.

³ **This ETF is different from traditional ETFs.** Traditional ETFs tell the public what assets they hold each day. This ETF will not. This may **create additional risks** for your investment. For example:

- You may have to pay more money to trade the ETF's shares. This ETF will provide less information to traders, who tend to charge more for trades when they have less information.
- The price you pay to buy ETF shares on an exchange may not match the value of the ETF's portfolio. The same is true when you sell shares. These price differences may be greater for this ETF compared to other ETFs because it provides less information to traders.
- These additional risks may be even greater in bad or uncertain market conditions.

The differences between this ETF and other ETFs may also have advantages. By keeping certain information about the ETF secret, this ETF may face less risk that other traders can predict or copy its investment strategy. This may improve the ETF's performance. If other traders are able to copy or predict the ETF's investment strategy, however, this may hurt the ETF's performance.

For additional information regarding the unique attributes and risks of the ETF, see the Prospectus and SAI, which are available on the DoubleLine.com website.



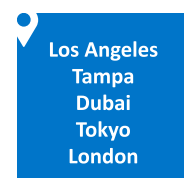
DoubleLine Investment Offerings


Mutual fund and ETF investing involves risk. Principal loss is possible.

A Fund's investment objectives, risks, charges and expenses must be considered carefully before investing. The statutory and summary prospectus contain this and other important information about the investment company and may be obtained by calling (877) 354-6311 / (877) DLINE11, or visiting www.doublelinefunds.com. ETF prospectus and summary prospectus can be obtained on www.doubleline.com. In addition, a free hard copy is available by calling (855) 937-0772. Please read them carefully before investing. Read them carefully before investing.

DoubleLine Alternatives LP is the investment adviser to the DoubleLine Strategic Commodity Fund and the DoubleLine Real Estate and Income Fund. DoubleLine Capital LP is the investment adviser to each of the other DoubleLine mutual funds and sub-adviser to the DoubleLine Real Estate and Income Fund. DoubleLine Capital LP and DoubleLine Alternatives LP are investment advisers registered with the SEC under the Investment Advisers Act of 1940. The DoubleLine mutual funds are distributed by Quasar Distributors, LLC. DoubleLine ETFs are distributed by Foreside Fund Services, LLC. DoubleLine Capital LP is the investment adviser to the DoubleLine Closed-End Funds. Quasar Distributors, LLC, provides filing administration for the DoubleLine Closed End Funds. 2/24

© 2024 DoubleLine Capital



 (813) 791-7333

 DoubleLine.com

 [@DLineCap](https://twitter.com/DLineCap)

 [DoubleLine-Capital](https://www.linkedin.com/company/DoubleLine-Capital)