




# Securitized Products Market Overview

Fourth Quarter 2023

Los Angeles  
Tampa  
Dubai  
Tokyo

 (813) 791-7333  
 DoubleLine.com  
 @DLineCap  
 DoubleLine-Capital

# Table of Contents



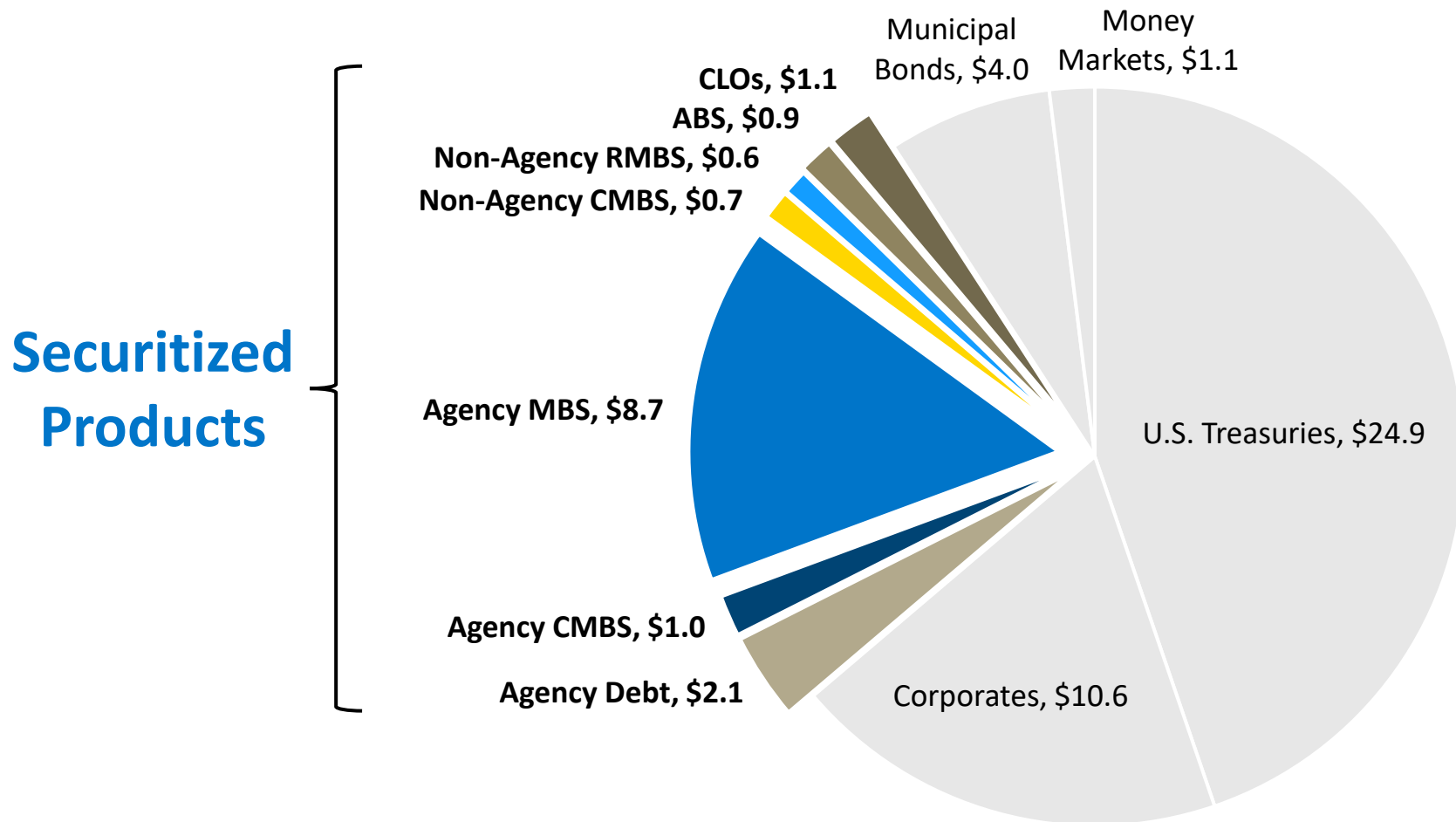
- I. Securitized Products Market Overview
- II. Agency MBS
- III. Securitized Credit Overview
- IV. Non-Agency Commercial MBS
- V. Asset-Backed Securities
- VI. Collateralized Loan Obligations



# Securitized Market Overview

# U.S. Fixed Income Outstanding

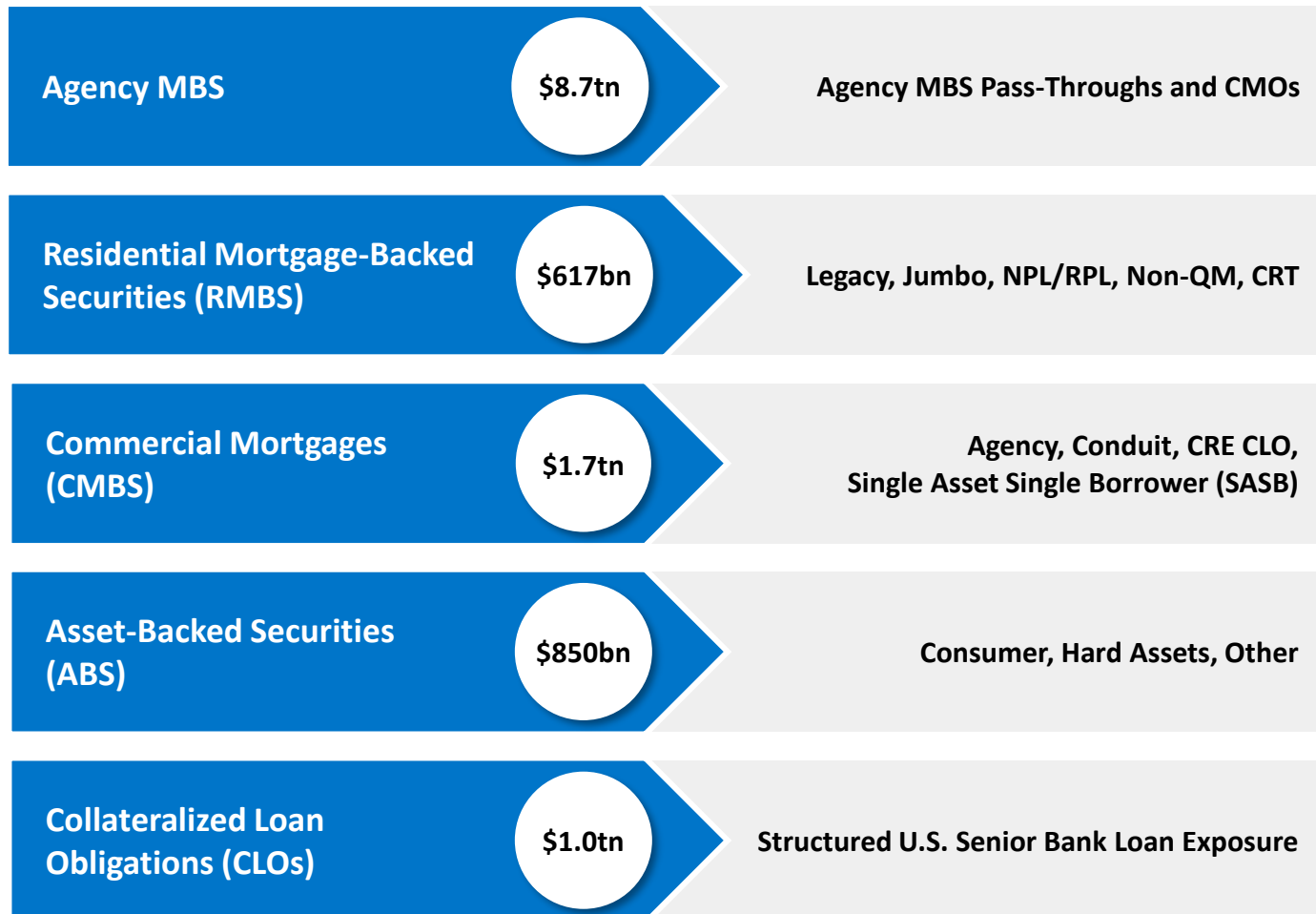
As of December 31, 2023



Source: DoubleLine, SIFMA, eMBS, Morgan Stanley Research.  
Dollars in trillions.

# Securitized Products Universe

As of December 31, 2023



Source: DoubleLine, JPM

This is not a recommendation to invest in any of the above. There is no guarantee that these investment strategies will work under all market conditions or are suitable for all investors and each investor should evaluate their ability to invest.

Values depicted are notional amounts.

# Securitized Products Capital Structure

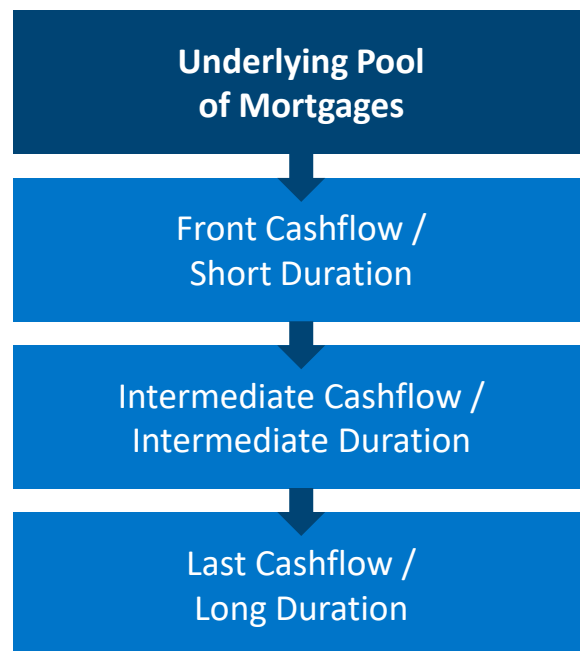
As of December 31, 2023



## Capital Structure can be broadly categorized into two categories:

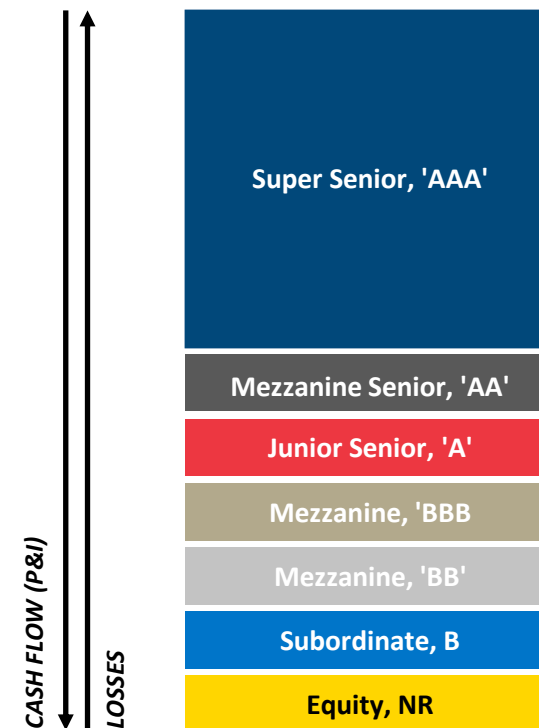
### Time Tranching

For example, Agency ('AAA'-rated) Collateralized Mortgage Obligations with sequential payments that vary by maturity, coupon and payment priority allowing investors to better match asset and liability needs.



### Credit Tranching

- Tranches have different ratings based on the underlying collateral quality, subordination levels and probability of incurring losses.
- Principal and Interest are paid top-down.
- Losses are applied bottom-up.



Source: DoubleLine  
Collateralized Mortgage Obligation (CMO)

# Why Securitized Products?

As of December 31, 2023



## PORTFOLIO CONSTRUCTION

Utilizing securitized products to construct portfolios can potentially improve return-per-unit-of-risk compared to traditional fixed income portfolios.

## AGENCY MBS

- Additional yield over U.S. Treasuries for taking prepayment risk (not credit risk).
- Exhibited less volatility than U.S. Treasuries and investment grade corporate bonds through time.
- Historically outperformed other areas of fixed income during periods of rising interest rates.

## SECURITIZED CREDIT

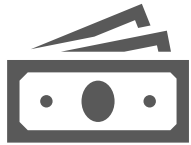
- Often deliver a yield advantage with lower effective duration compared to investment grade corporate bonds.
- Lower correlation to the S&P 500 relative to corporate credit.
- Stricter underwriting standards and improved credit enhancement post-crisis.

Source: DoubleLine  
You cannot invest directly in an index.  
Past performance is not a guarantee of future results.



# Agency MBS Overview





## Collateral

MBS are bonds backed by pools of mortgage loans with cashflows to investors dependent on the underlying mortgage cashflows.

MBS come as either pass-through securities or collateralized mortgage obligations (CMOs).



## Issuers

Agency MBS are issued by the government through the Ginnie Mae program and Government Sponsored Enterprises' (GSEs) Fannie Mae and Freddie Mac.

These entities guarantee the timely receipt of principal and interest (P&I) to bond holders.



## Risks

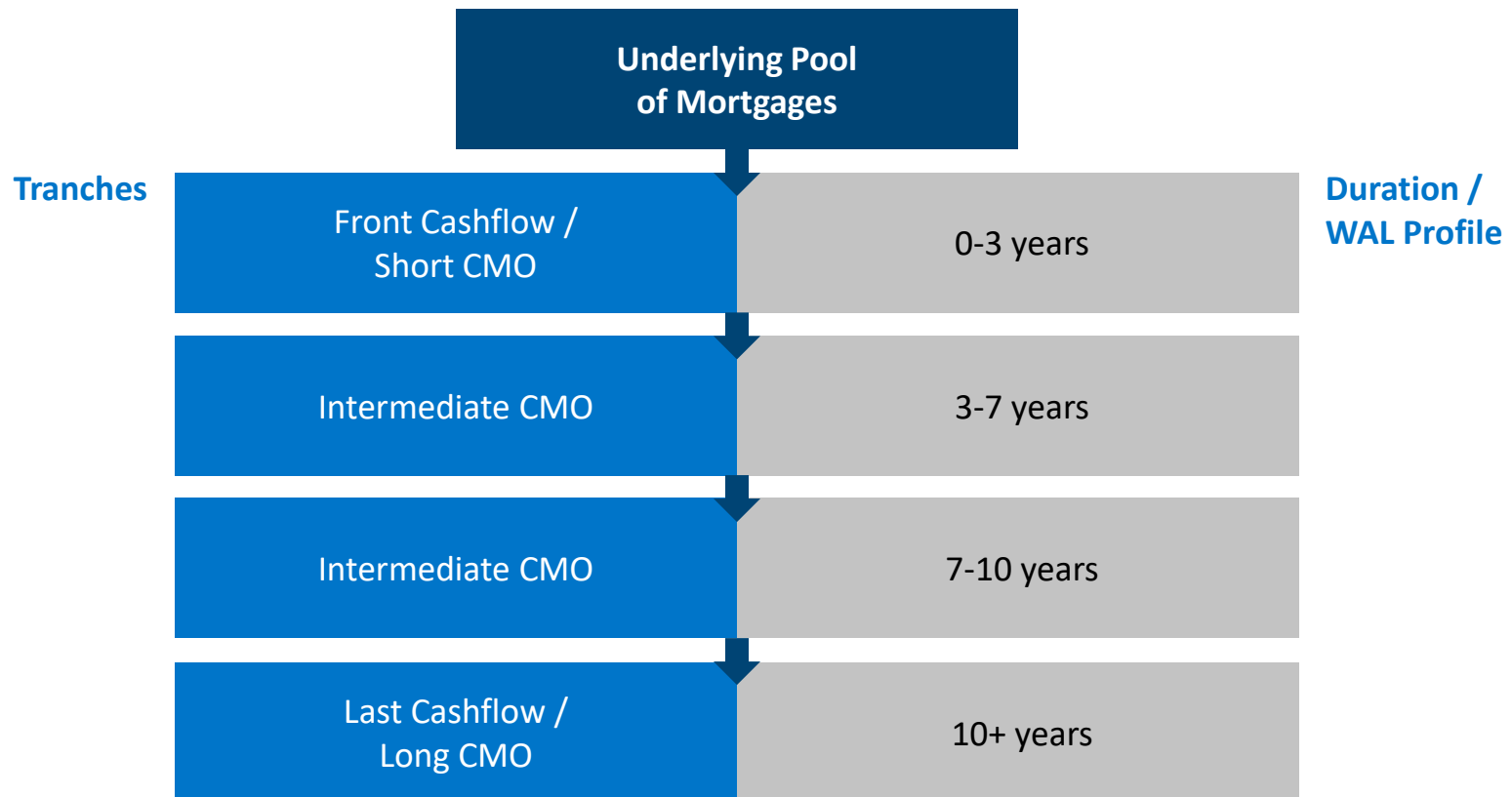
Agency MBS have no credit risk; however, investors are exposed to the potential prepayment risk of the mortgage loans as borrowers down their mortgage without penalty.

This prepayment risk, which is uncertainty of cashflows, demands an additional yield over U.S. Treasuries.

# Collateralized Mortgage Obligations (CMOs)




- A CMO is a type of mortgage-backed security (MBS) in which cash flows from the underlying pool of mortgage loans are allocated to individual bonds (tranches) following a set of payment rules.
- These tranches can vary by maturity, coupon and payment priority allowing investors to better match asset/liability needs.
- CMOs are inherently created to fit specific investor preferences.



Source: DoubleLine  
Collateralized Mortgage Obligation (CMO)

# Agency Commercial MBS (CMBS)



- Collateral for Agency CMBS is typically backed by **multi-family housing units**. Other collateral types primarily include: senior housing, student housing, manufactured homes and military housing.

All 3 GSE's have Agency CMBS programs:

**Fannie Mae:** FNMA DUS & ACE

**Freddie Mac:** FHLMC K-Deals

**Ginnie Mae:** Project Loans

- Similar to Agency MBS, Agency CMBS are backed by the issuing Agency to be repaid at par in the case of voluntary prepayment or default.
- Agency CMBS offers call protection via the mechanisms listed below which results in positive convexity:

## Yield Maintenance

Prepayment fee paid by borrower if the loan is prepaid. Yield maintenance increases as rates go down disincentivizing a borrower from prepaying.

## Defeasance

A mechanism under which a borrower can prepay the loan via the replacement of the loan with certain government securities that create a similar cash flow stream as the loan.

## Prepayment Fee

Fixed rate penalty on the outstanding balance if prepaid early.

## Lockout Period

Period during which loan prepayment is prohibited.

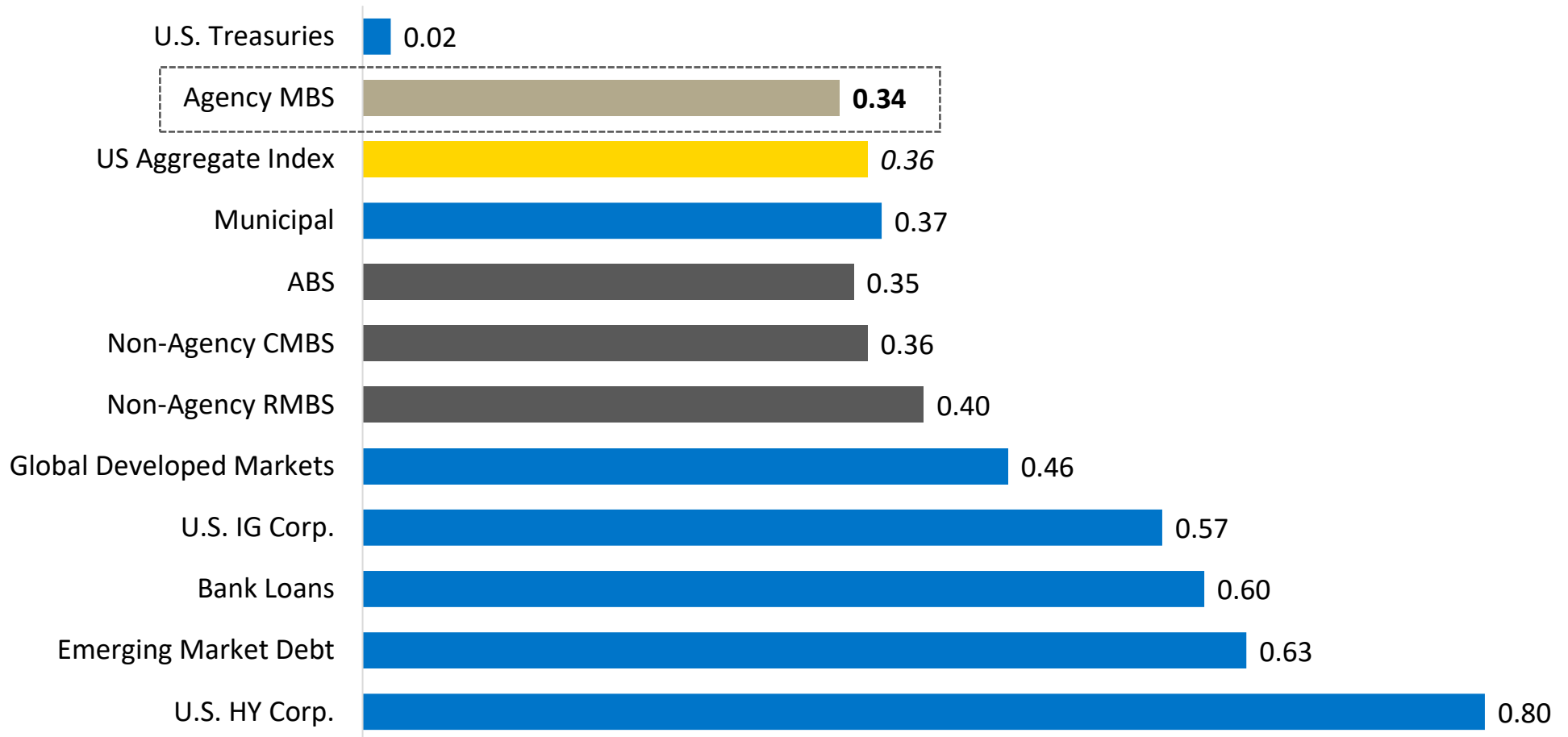
# MBS and Portfolio Diversification

As of December 31, 2023



Agency MBS have historically exhibited a lower correlation to equities vs. other sectors of fixed income.


## 10-Year Correlations to S&P 500



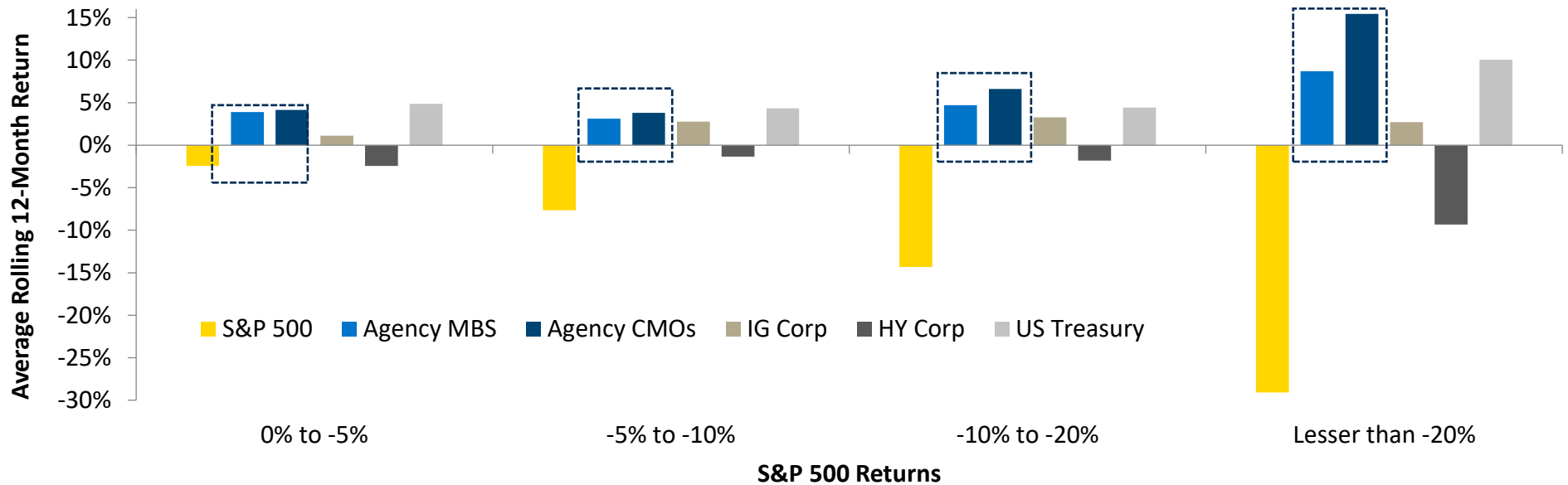
Source: DoubleLine, StyleAdvisor, Bloomberg  
You cannot invest directly in an index.  
Past performance is not a guarantee of future results.

# Agency MBS Performance During Equity Drawdowns

December 31, 1992 through December 31, 2023



Agency MBS low correlation to equities can potentially be beneficial to investors' portfolios during volatile periods.



S&P 500® Return Range	0% to -5%	-5% to -10%	-10% to -20%	< -20%
S&P 500®	-2.42%	-7.66%	-14.33%	-29.08%
<b>Bloomberg US MBS Index</b>	<b>3.90%</b>	<b>3.12%</b>	<b>4.71%</b>	<b>8.70%</b>
<b>ICE BofA 10+ Year US Agency CMO Index</b>	<b>4.15%</b>	<b>3.81%</b>	<b>6.61%</b>	<b>15.45%</b>
Bloomberg US Corporate Index	1.13%	2.79%	3.26%	2.70%
Bloomberg US Corporate High Yield Index	-2.45%	-1.34%	-1.80%	-9.32%
Bloomberg US Treasury Index	4.87%	4.33%	4.43%	10.03%


Source: Bloomberg, DoubleLine  
 Past performance is no guarantee of future results.  
 Please see Appendix for index definitions. You cannot invest directly in an index.



# Securitized Credit Overview

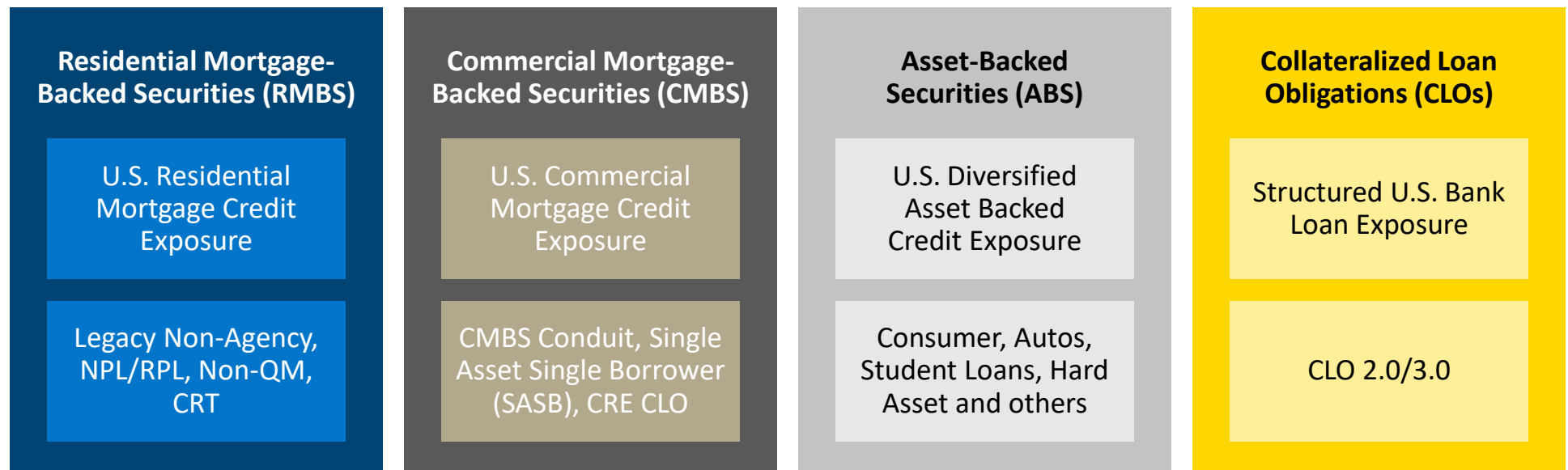
# Securitized Credit Overview

As of December 31, 2023



## Securitized Credit Advantages

- Often deliver a **yield advantage with lower effective duration** compared to investment grade corporate bonds (which populate passive funds, bond ETFs, and most other intermediate term bond funds)
  - **Lower interest rate risk**
  - **Lower credit spread risk**
- **A lower correlation to the S&P 500 relative to corporate credit alternatives**
- Diversification away from corporate credit



Source: DoubleLine, Bloomberg

You cannot invest directly in an index.

There is no guarantee that these investment strategies will work under all market conditions or are suitable for all investors and each investor should evaluate their ability to invest.

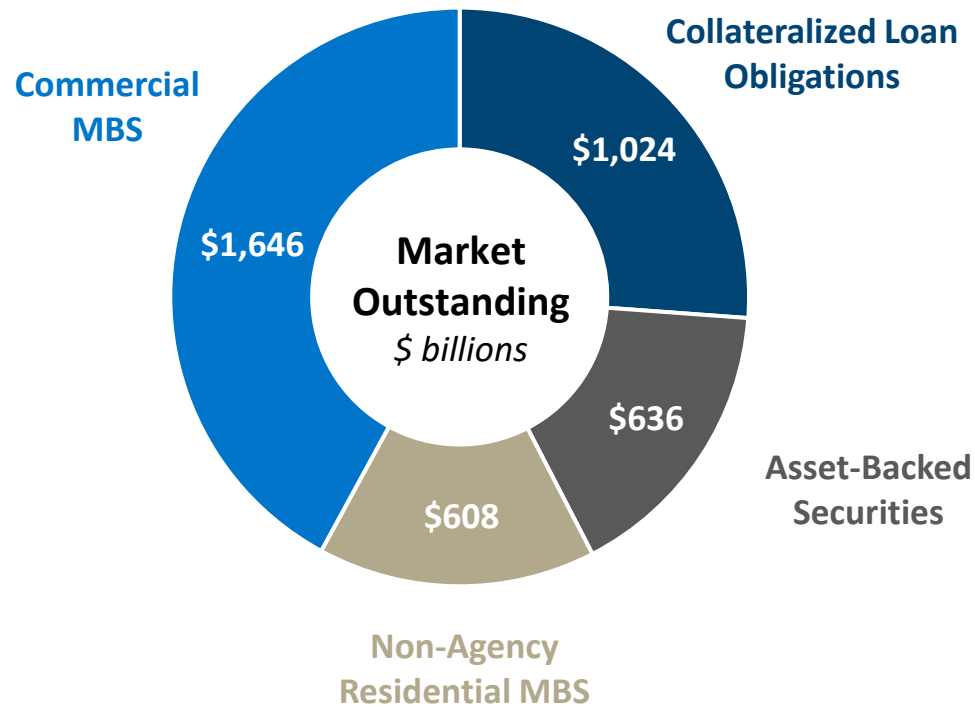
# Abundant Universe to Source Investments

As of December 31, 2023



**\$3.9 TRILLION**

Securitized Credit Outstanding



Collateral Loan Obligations	Asset-Backed Securities	Non-Agency Residential MBS	Commercial MBS
Diversified Portfolios of Actively Managed U.S. Floating Rate Bank Loans.	Receivables Including Secured and Unsecured Consumer Loans and other Cash-flowing Assets.	Single-family Residential Mortgage Loans or Other Privately Issued Mortgage-related assets.	Mortgage Loans Backed by Commercial Real Estate Properties Including Office, Industrial, Hospitality, Retail and Multi-family Real Estate.

Source: JPM Research

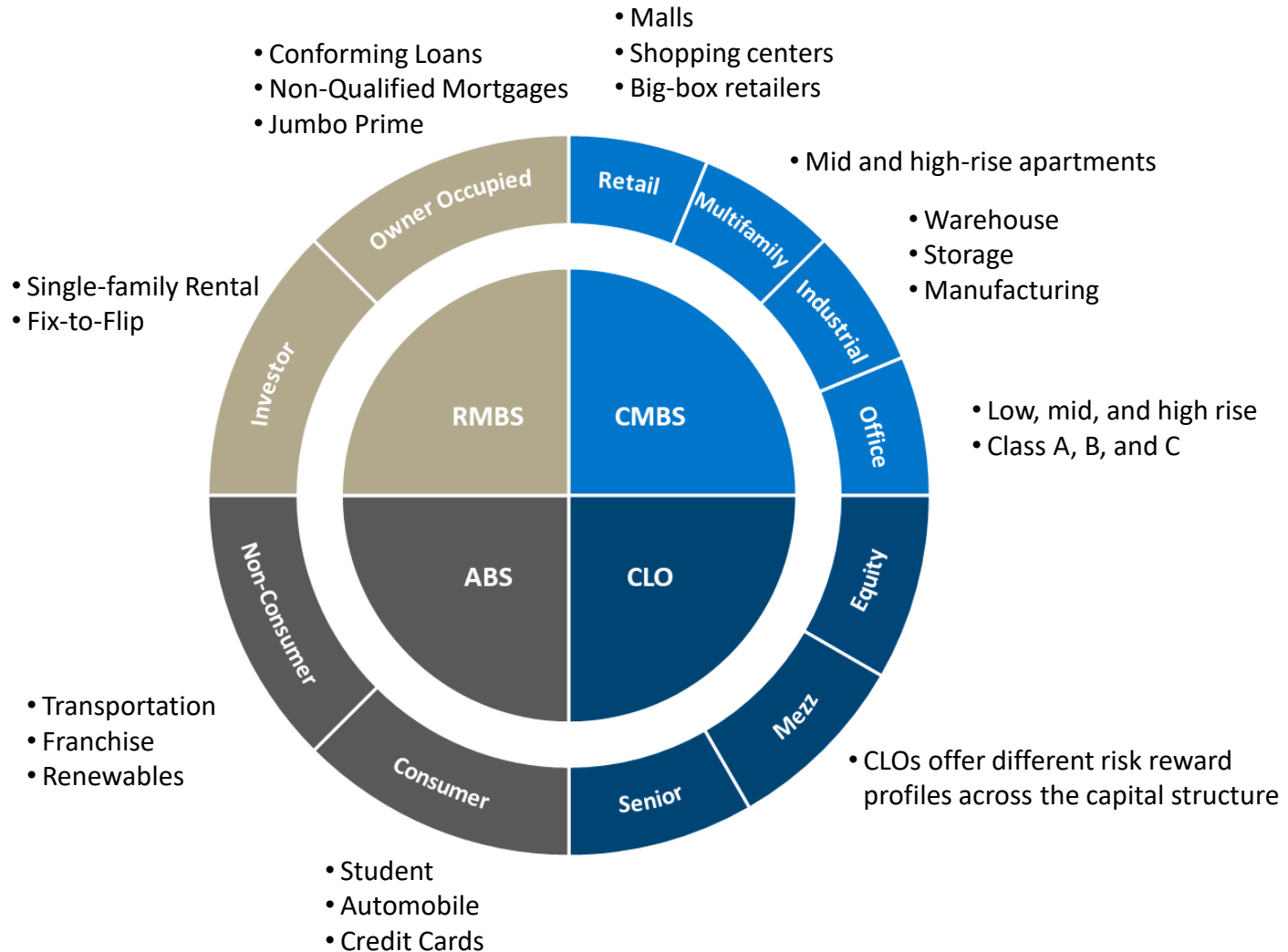


# Target Exposures Through Securitized Credit

As of December 31, 2023



Securitized products provide investors with diversification from traditional core fixed-income mandates.



No representation is being made that any account, product, or strategy will engage in all of the above themes. There is no guarantee that these investment strategies will work under all market conditions or are suitable for all investors and each investor should evaluate their ability to invest.

## The Structured Products landscape has significantly evolved post crisis

- **Stricter underwriting standards** in parts of the market.
- **Conservative changes to rating agency criteria**, which resulted in a material increase of required subordination for investment grade ratings.
- Implementation of the **risk retention** (“skin in the game”) requirements of the Dodd-Frank Act.
- **Improvement in the quality of representation and warranties**, both in the scope of required representations and ongoing monitoring of the counterparties’ credit performance.
- Changing landscape of issuers – **increased participation of non-bank originators and issuers.**
- Development and growth of new products.





# Non-Agency Residential MBS Overview

- **Non-Agency Residential Mortgage-Backed Securities (RMBS)** are MBS that are issued by private issuers where investors take on **credit risk** as well as **prepayment risk**. These bonds are exposed to the credit performance of the underlying mortgage loans/borrowers.
- Most loans that are non-Agency loans **do not meet conforming loan requirements** of the agencies related to credit score, loan balance, debt to income, or documentation related to income verification.



## Types of Mortgage Loans

**Fixed Rate:** typically, 30-year amortization and benefit from predictable monthly payments

**Adjustable Rate:** have low initial interest rates but the interest can reset higher after the initial fixed term (typically 5-, 7- or 10-year fixed rate periods)

**Interest Only:** have only interest payments for a certain period of the loan's life (typically 5-, 7-, or 10-year IO period)

**Jumbo Mortgage:** for borrowers who need to take out more money than the federal limit for a standard mortgage



## Types of Non-Agency Loans:

Jumbo Prime

Investor

Second Lien

Manufactured Housing (MH)

Non-Qualified Mortgages

Pre GFC: (Alt-A, Subprime, Option ARMs)

## Legacy Non-Agency

Residential mortgage-backed securities issued pre-crisis

## Re-Performing / Non-Performing (RPL/NPL)

Residential mortgage-backed securities issued post-crisis that are collateralized by recently re-performing or currently delinquent legacy mortgage loans

## Whole Loan Pass-Through

Residential mortgage-backed pass-through securities issued post-crisis that are backed by legacy re-performing / performing loans that were purchased in a whole loan form

## Single-Family Rentals (SFR)

Deals collateralized by a large pool of geographically diverse single-family rental homes

## Non-Qualified Mortgage (QM)

Non-QM designation is a result of a new origination loan not satisfying one or more of Consumer Finance Protection Bureau's Qualified Mortgage Criteria. The program has been evolving since 2014 to accommodate borrowers who generally had a recent credit event or are self-employed

## Prime Jumbo

A high-quality mortgage loan that typically exceeds the loan size limit set by the Federal Housing Finance Agency; borrowers generally have high FICO scores and low-to-moderate loan-to-value ratios

## Credit Risk Transfer (CRT)

A securitization program designed by the GSEs and private mortgage insurance companies to transfer agency collateral credit risk to the non-agency capital markets

# Non-Agency Residential MBS Market Size

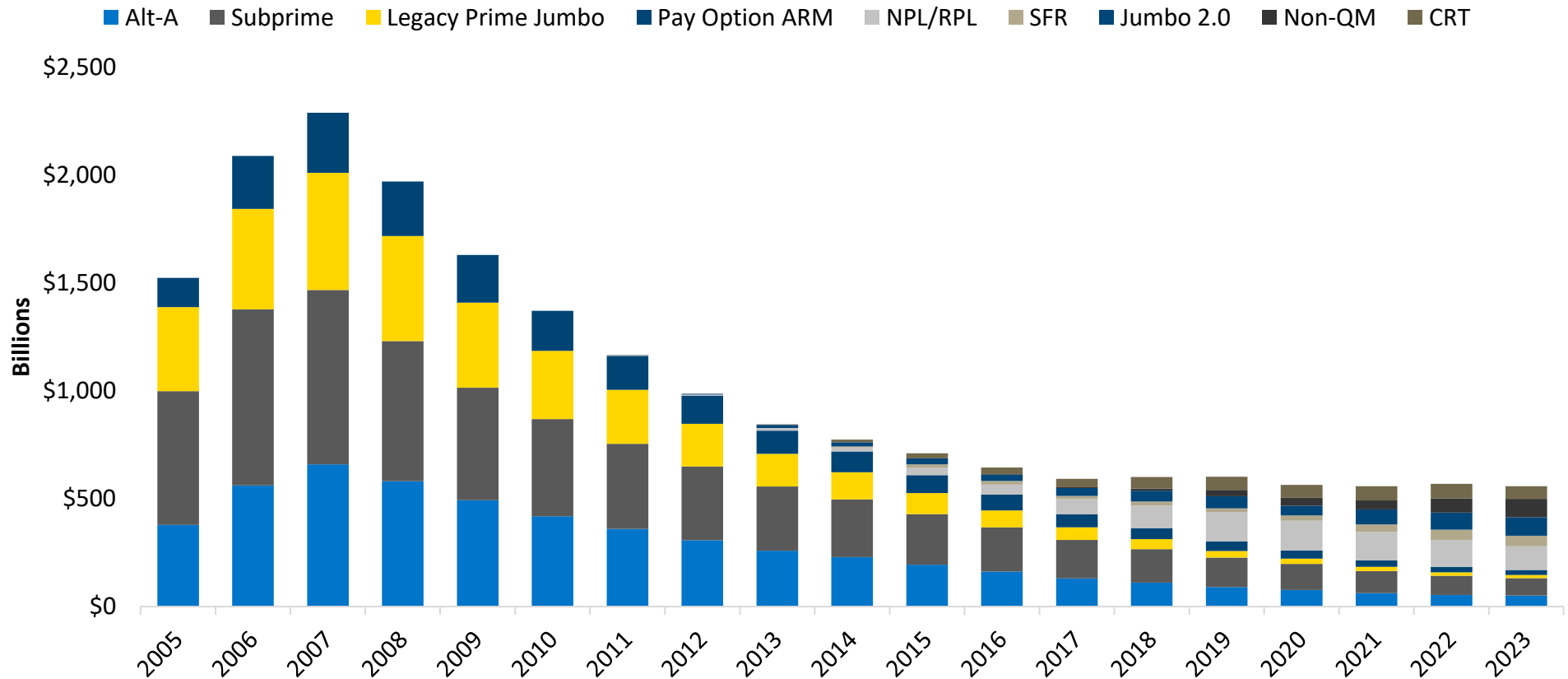
As of December 31, 2023



**Non-Agency RMBS:** comprised of mortgage loans that are not guaranteed by the government agencies

- **Pre-Crisis issuance:** categorized as Prime / Alt-A / Subprime/ Pay Option ARM
- **Post-Crisis issuance:** categorized as Prime Jumbo, Non-QM, CRT, Seasoned legacy Re-performing / Non-Performing, and Whole Loan Pass-Through Structures

**Non-Agency RMBS Outstanding**



Source: DoubleLine, BofA Global Research, Intex, Bloomberg.

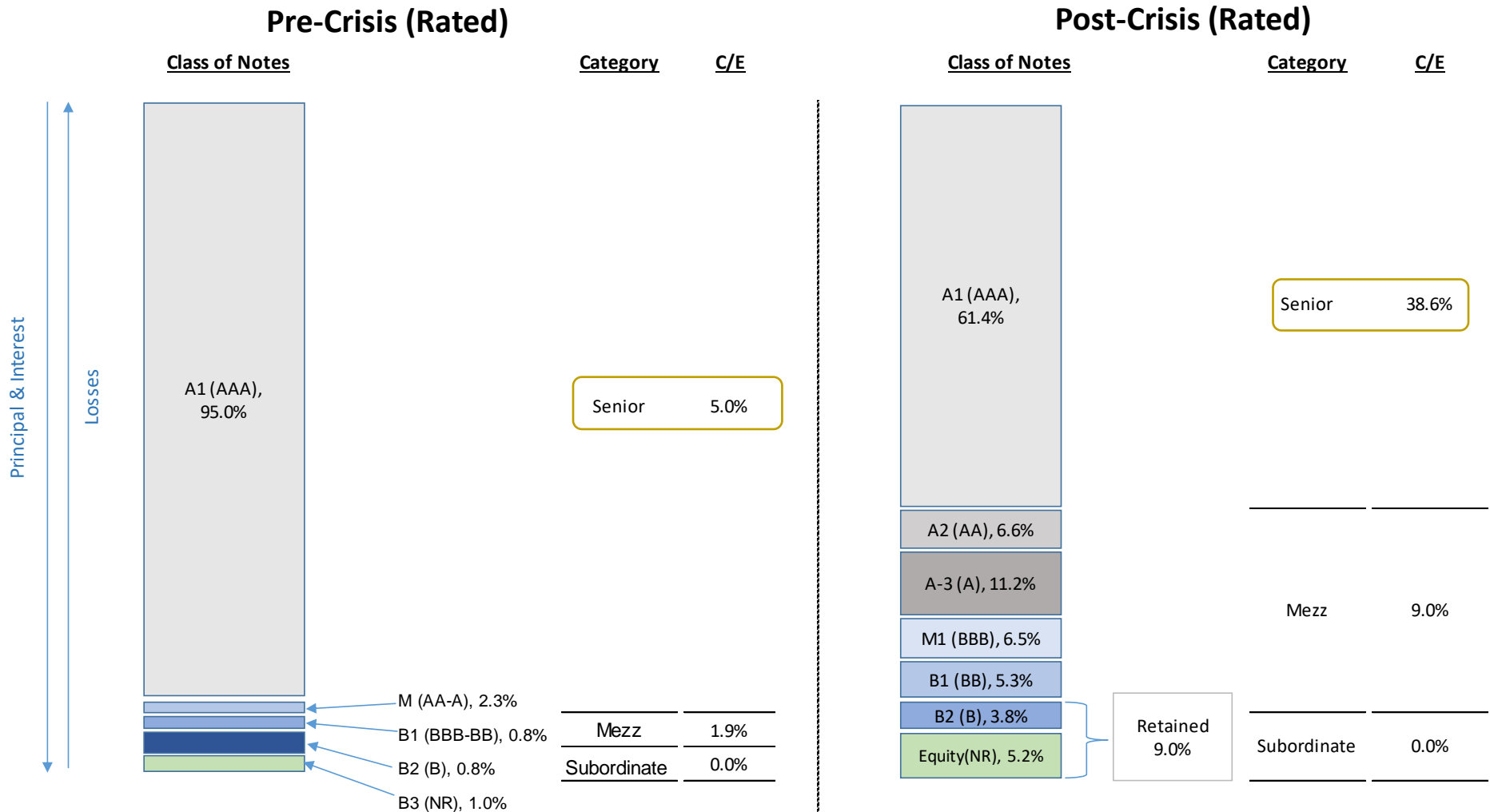
ARM = adjustable-rate mortgage; NPL/RPL = non-performing loan / re-performing loan; SFR = single-family rental; non-QM = qualified mortgage; CRT = credit risk transfer

# Non-Agency RMBS Capital Structure: Pre- and Post-Crisis

As of December 31, 2023



- Capital Structure has significantly evolved driven by historical losses.
- Implementation of the Risk Retention rule requires issuers to retain 5% of the deal either through vertical (across the capital structure) or horizontal (first-loss) participation.



Source: DoubleLine, J.P. Morgan Research

# Credit Enhancement Example: Non-Agency RMBS

As of December 31, 2023



- The Global Financial Crisis saw legacy RMBS experience loss rates between 20% to 36% depending on vintage and underlying credit quality.
- Loan underwriting has strengthened post-GFC including higher down payment requirements.
- Borrower equity along with credit enhancement at the securitization level provide **sufficient protection to bondholders** in a repeat housing crisis.

			20% Loss Scenario			40% Loss Scenario			60% Loss Scenario		
71% of Collateral Value	66% of Securitization	Inside of Trust	Senior Class		No Losses Incurred	Senior Class		No Losses Incurred	Senior Class		Senior Class Loses 15% of original face
	34% of Sec.		Sub. Classes		No Losses Incurred	Sub. Classes		Sub. Classes Lose 45% of original face	Sub. Classes		Sub. Classes Lose 100% of original face
29% of Collateral Value	100% of Equity	Outside of Trust	Homeowner Equity		Homeowner Loses 86% of original equity	Homeowner Equity		Homeowner Loses 100% of original equity	Homeowner Equity		Homeowner Loses 100% of original equity

Source: DoubleLine, Nomura. COLT 2023-1

Assumes losses on day 1 and does not include any amortization or prepayment of principal which would further protect bondholders from losses.

Hypothetical example for illustrative purposes only. No representation is being made that any account, product, strategy will or is likely to achieve profits, losses or results similar to those shown.

Past performance is not a guarantee of future results.



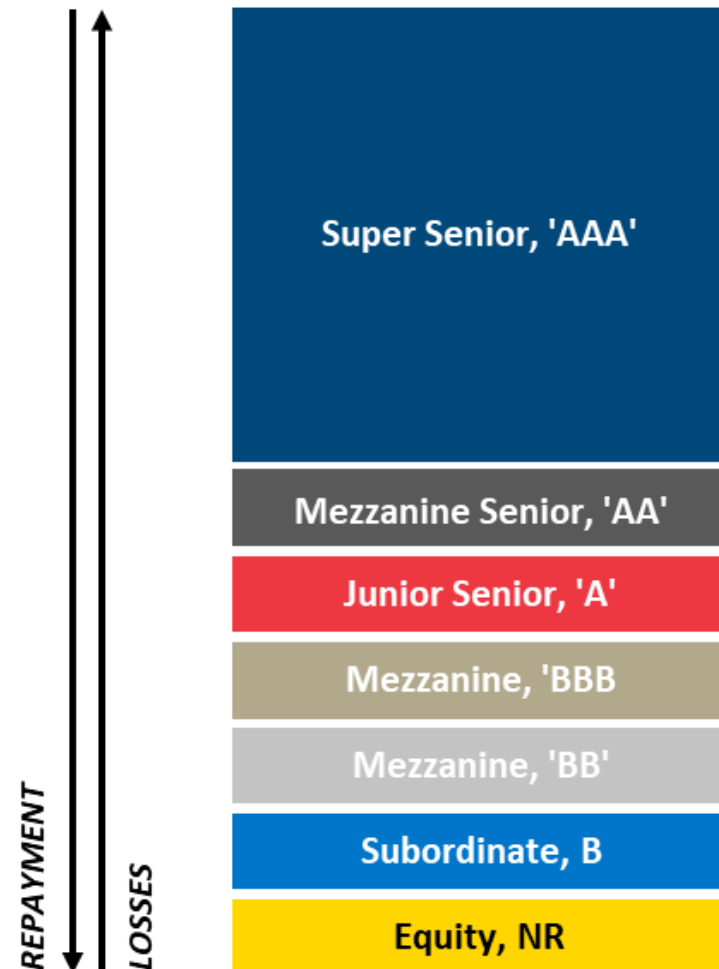


# Non-Agency Commercial MBS Overview

# Non-Agency Commercial MBS (CMBS)



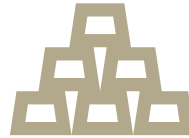
- The commercial real estate (CRE) market consists primarily of **multifamily, industrial, retail, lodging and office properties**. Each property type offers unique characteristics that provide investors a wide range of opportunities.
- **Non-Agency Commercial Mortgage-Backed Securities (CMBS)** are MBS that are issued by private issuers where investors take on **credit risk** as well as **prepayment risk**. These bonds are exposed to the credit performance of the underlying CRE mortgages.
- CMBS structures are typically sequential pay, meaning any loan **principal and interest payments received are allocated to tranches in order of seniority**. Conversely, any losses and interest shortfalls incurred due to defaults are allocated in the opposite manner, reverse sequential.
- A typical structure would have a senior tranche rated AAA, which carries the highest level of insulation from credit risk and losses. The various tranche ratings are based on the underlying collateral quality, probability of default and projected losses, and subordination levels assigned by the rating agencies.



# CMBS Securitization Process



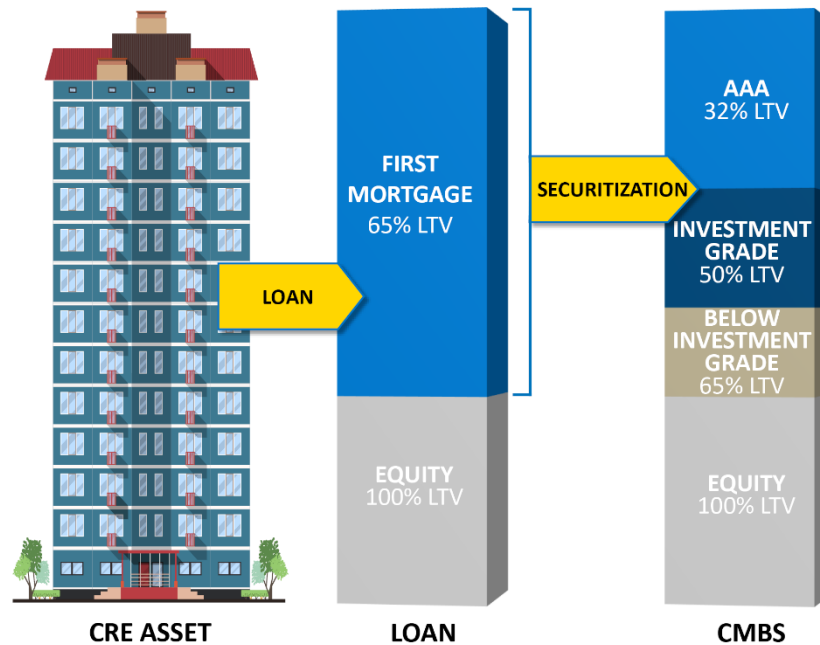
CMBS bonds are comprised of **one or more first mortgage loans secured by CRE properties**. Through the securitization process, the loan(s) are split into bonds rated AAA down to below investment grade.



The CMBS transaction format is designed to allow investors to **customize risk/return** by choosing where in the capital structure to invest.



CMBS provides **numerous benefits for investors**, including improved liquidity versus traditional commercial mortgage loans, transparency, structural enhancements, and dedicated third parties to help enforce lender's rights in the interest of bondholders.



Source: DoubleLine. Not drawn to scale. This is a hypothetical example for single borrower securitization for discussion purposes. Loan to Value (LTV)

# CMBS Loan Programs




	CMBS Index <sup>1</sup> Constituents		Non-Agency CMBS	
	Agency	Conduit	SASB	CRE CLO
<b>Collateral Pool</b>	Multiple Loans	Multiple Loans	Single Loan	Multiple Loans
<b>Property Types</b>	Multifamily	All	All	All
<b>Coupon Type</b>	Fixed	Fixed	Floating / Fixed	Floating
<b>Government Guaranteed</b>	Yes	No	No	No
<b>Typical Loan Term</b>	10 Years	10 Years	5 Years	5 Years
<b>Prepayment</b>	No	No	Flexible	Flexible
<b>Loan Size (MM)</b>	\$5 – \$150	\$5 – \$150	\$150 +	\$5 – \$150
<b>% NA CMBS Market</b>		52.3%	36.0%	11.7%

Source: DoubleLine, J.P. Morgan Research, As of September 30, 2023

<sup>1</sup> Bloomberg US CMBS Index

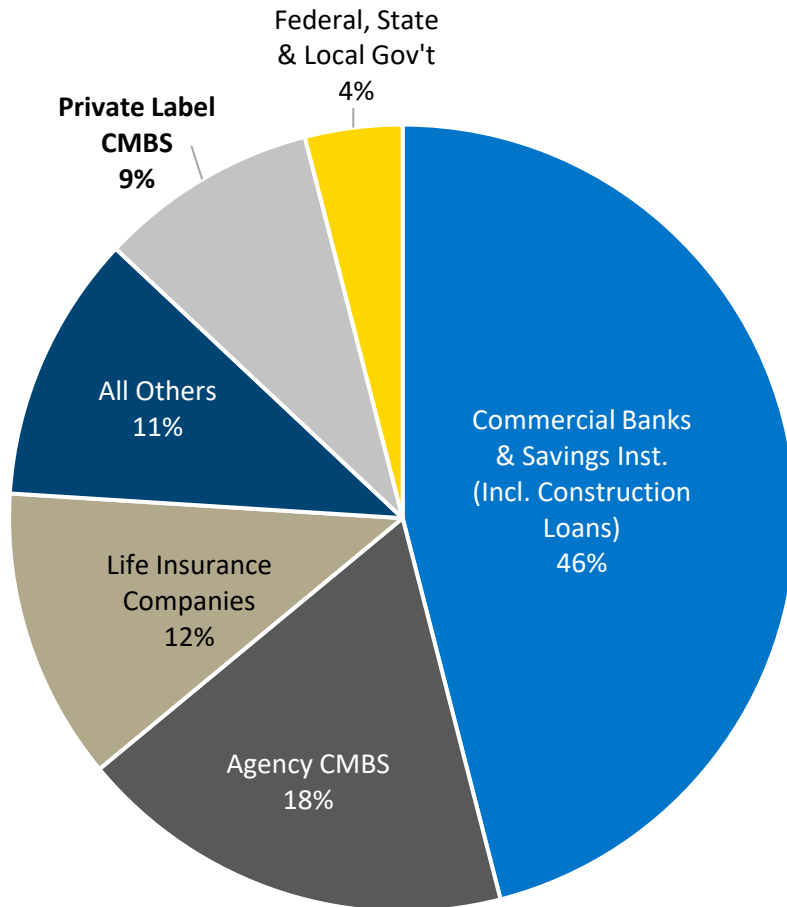
# CRE Debt Outstanding and Non-Agency CMBS Issuance

As of December 31, 2023

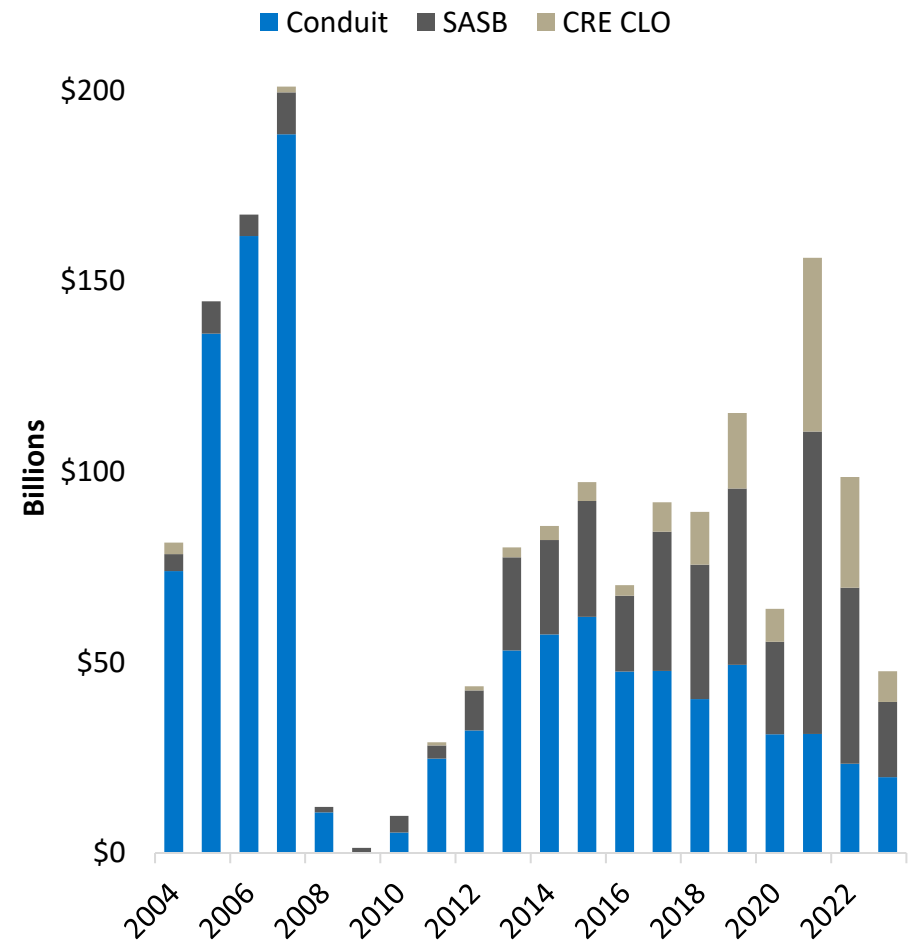


- Private label CMBS accounts for roughly 9% of the \$4.5 trillion of outstanding CRE debt. Within non-Agency CMBS, index-ineligible SASB and CRE CLO have become meaningful segments of the market.

**Ownership of CRE Debt Outstanding**



**Private Label CMBS Annual Issuance**



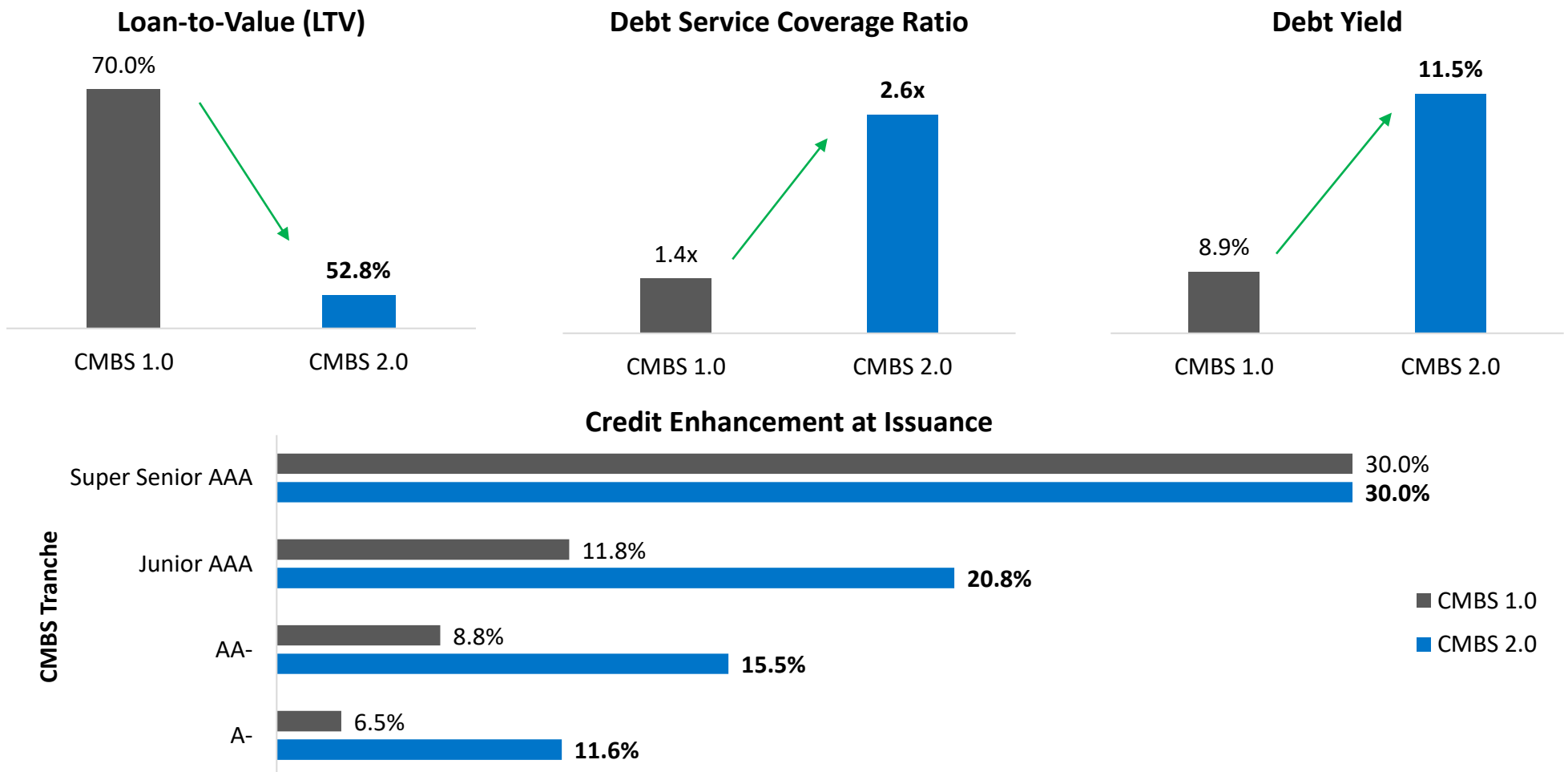
Source: DoubleLine, Trepp, based on Federal Reserve Flow of Funds Data.

# CMBS 1.0 (pre-GFC) vs 2.0 (post-GFC)

As of December 31, 2023



Post-2008, the CMBS industry underwent a complete change with lower leverage, higher debt service coverage ratios (DSCR) and subordination levels, tighter lender underwriting standards, and higher levels of credit enhancement.



Source: DoubleLine, Bloomberg, Intex.

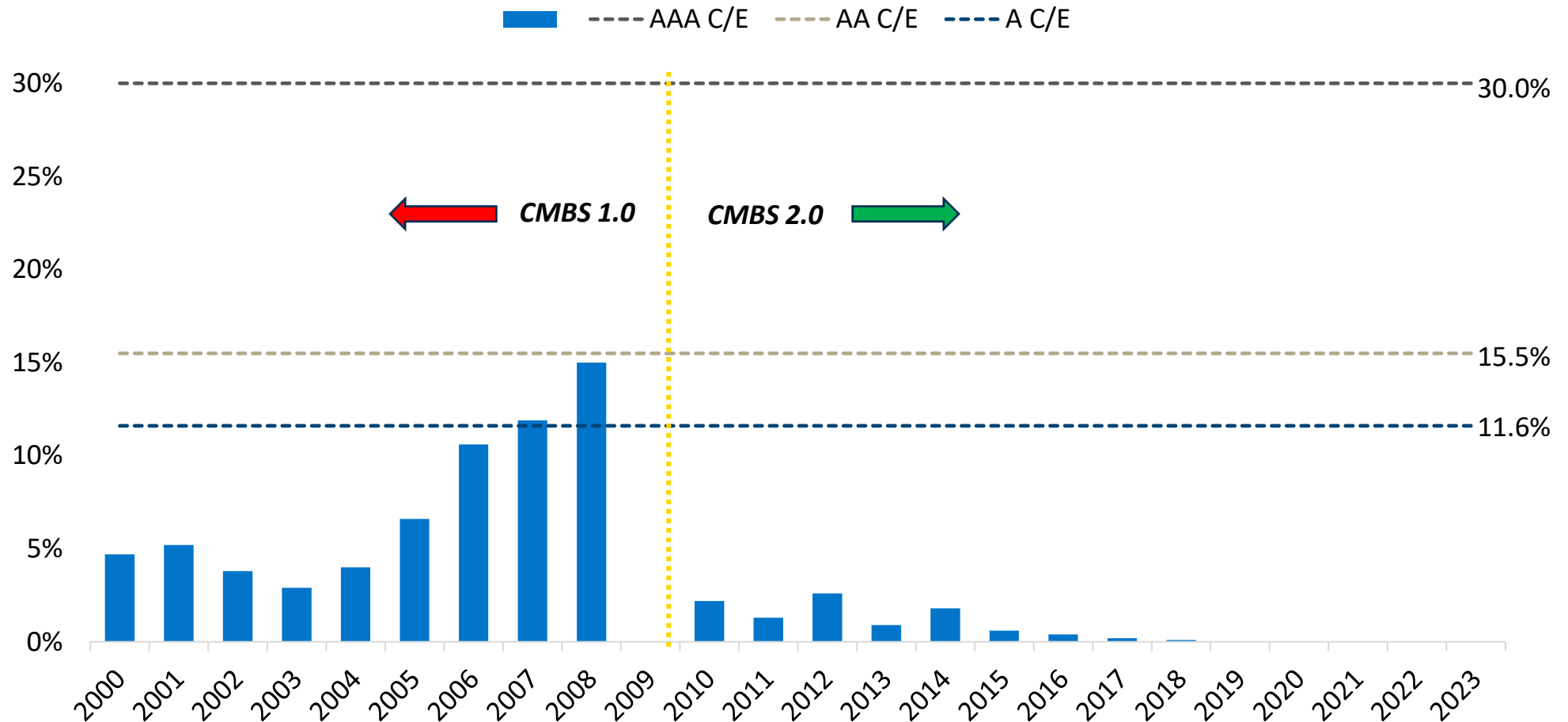
# Non-Agency CMBS Cumulative Losses

As of September 30, 2023



Given the enhanced structural protection for CMBS 2.0 in conjunction with higher levels of credit enhancement, we believe senior rated non-Agency CMBS bonds are well insulated from potential losses.

### Cumulative Loss by Vintage



Source: DoubleLine, Bloomberg. C/E = Credit Enhancement



# Asset-Backed Securities



















# Asset-Backed Market Landscape

ABS has evolved from traditional sectors, such as credit cards, auto loans and student loans, to a market increasingly composed of broader assets and opportunities



## \$777 Billion Market

Consumer Assets	 <p><b>Credit Card</b> Diversified pools of receivables</p>	 <p><b>Auto Loans</b> Broad borrower base with robust structures</p>	 <p><b>Student Loans</b> Non-dischargeable obligations</p>	 <p><b>Consumer Loans</b> Unsecured discretionary loans</p>
	 <p><b>Device Payment Plans</b> Highly rated bonds backed by essential household assets</p>	 <p><b>Insurance &amp; Litigation Finance</b> Receivables backed by insurance or litigation payments</p>	 <p><b>Travel Receivables</b> Leisure industry receivables such as timeshare or loyalty program assets</p>	 <p><b>Point-of-Sale Loans</b> Purpose driven installment loans</p>
	 <p><b>Transportation Assets</b> Essential assets with long term contracts</p>	 <p><b>Whole-Business</b> Collateralized by royalty streams or real estate</p>	 <p><b>Energy Assets</b> Long term lease or direct PPA with utility</p>	 <p><b>Equipment Securitization</b> Mission critical assets</p>
	 <p><b>Data &amp; Telecom Infrastructure</b> Critical operating infrastructure with low tenant churn rates</p>	 <p><b>IP Royalties</b> Collateralized by entertainment related royalty streams</p>	 <p><b>Fleet Leasing</b> Contracted assets are critical to large and mid-size businesses</p>	 <p><b>Agricultural Loans</b> Secured and insured loans collateralized by crop production</p>

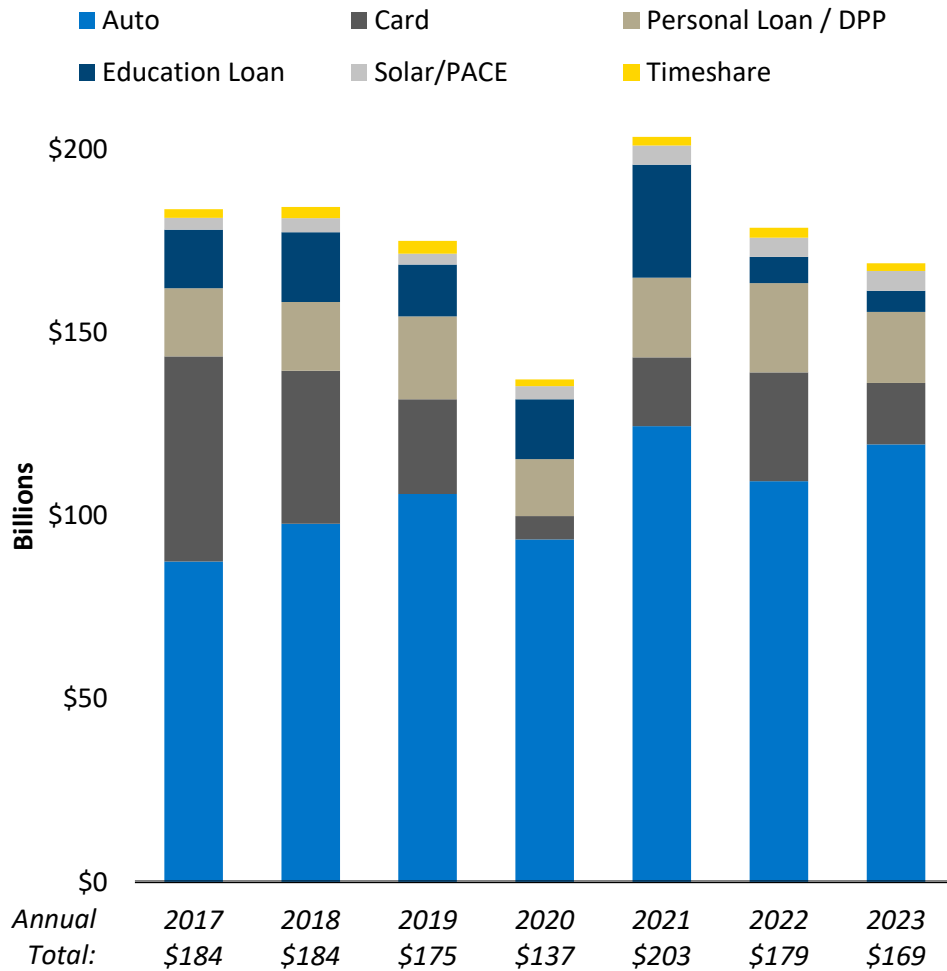
Source: DoubleLine, BofA Global Research  
As of December 31, 2023

# Asset-Backed Market Landscape

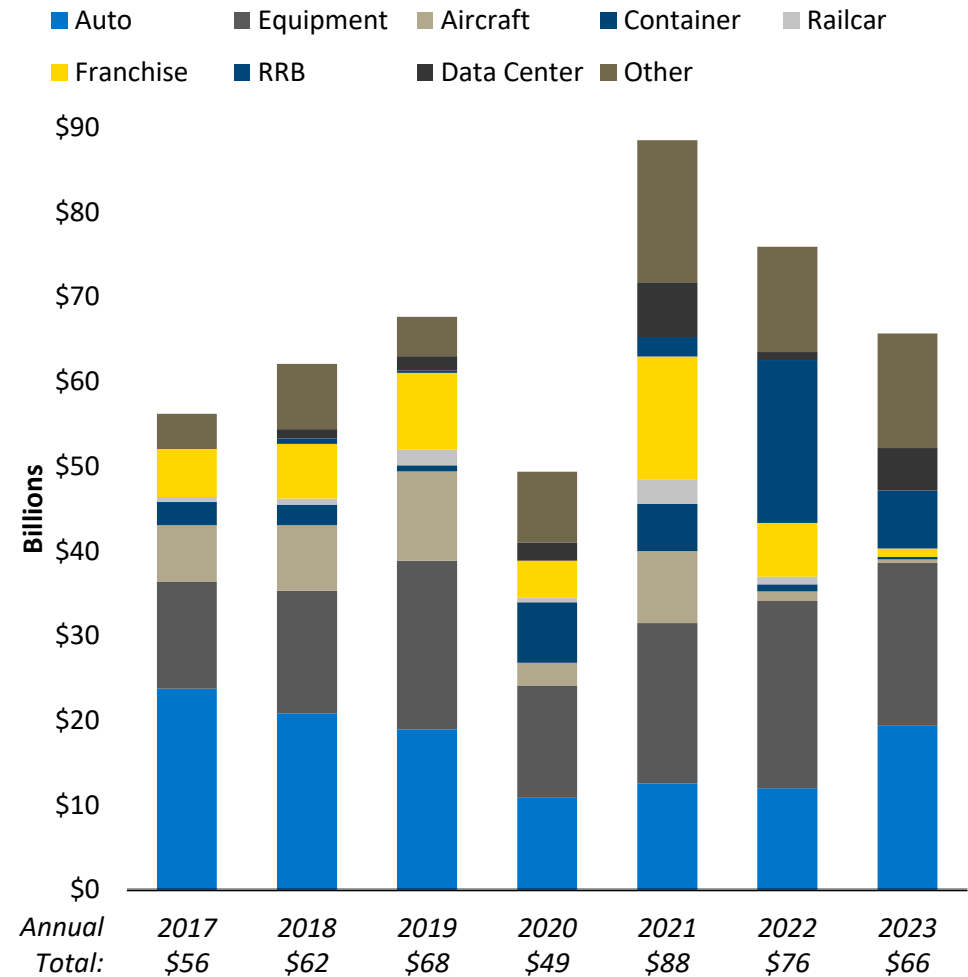
New issue volumes continue to trend towards diversification of collateral types



## Consumer Asset Related ABS




## Commercial/Hard Asset Related ABS



Source: DoubleLine, BofA Global Research  
As of December 31, 2023

# Asset-Backed Opportunity Set Highlights


Various ABS subsectors exhibit attractive risk-adjusted yield opportunities



		Consumer Related Economies		Real Assets		
		Consumer Loans	Whole Business	Renewable Energy	Transportation	Data Infrastructure
Underlying Assets	<ul style="list-style-type: none"> <li>Consumer based loans that may be comprised of personal, student, auto or other forms of consumer debt</li> <li>Typically, individual loan balances may range from \$1,000 to \$100,000.</li> </ul>	<ul style="list-style-type: none"> <li>Royalty streams and cashflows from franchise rights, land, licensing, key operational assets and/or real estate.</li> </ul>	<ul style="list-style-type: none"> <li>Cashflow streams associated with residential and utility scale wind or solar facilities</li> <li>Facility may be fully contracted or dependent on asset utilization.</li> </ul>	<ul style="list-style-type: none"> <li>Loans or cashflows backed by revenue generating transportation assets such as rail, aircraft or shipping vessels.</li> </ul>	<ul style="list-style-type: none"> <li>Long term cashflow streams related to the operations of data network infrastructure facilities such as data centers, fiber networks and other telecommunication assets</li> </ul>	
	Investment Factors	<ul style="list-style-type: none"> <li>Short tenors allow for limited interest rate duration exposure</li> <li>Higher interest rates on personal loans</li> <li>Robust household balance sheet has led to favorable lending environment for consumer loans</li> </ul>	<ul style="list-style-type: none"> <li>Diverse industry base with demonstrated operational and management track record</li> <li>Growing investor base improving liquidity</li> <li>Strong equity sponsorship</li> </ul>	<ul style="list-style-type: none"> <li>Growing power source globally making this a long-term investment thesis</li> <li>Opportunities to invest in all phases from construction to merchant to fully contracted assets</li> </ul>	<ul style="list-style-type: none"> <li>Assets essential for critical services on a global scale</li> <li>Typically, these assets are critical in supply chain management or personal travel</li> <li>Esoteric nature allows these assets to generate additional yield</li> </ul>	<ul style="list-style-type: none"> <li>Critically important infrastructure that maintains resilient utilization rates in most economic cycles</li> <li>Long term contracts ensure stability of cash flow stream</li> </ul>

# ABS Structure and Defined Asset Pools

As of December 31, 2023



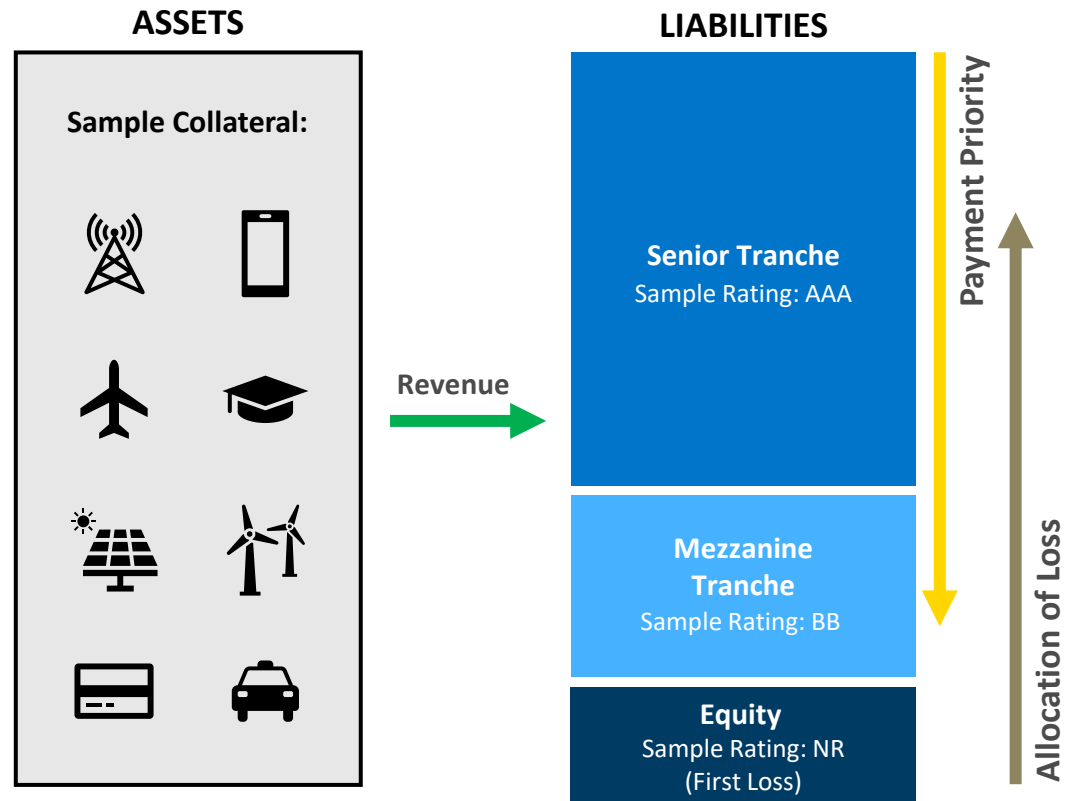
- Securitization allows for *direct investment* in defined asset pools unlike similarly rated unsecured corporate counterparts.
- The structure of ABS allows managers to target risk more specifically including the assessment of tranches and *seniority in payments, ratings* and *duration options*.

## Diverse Collateral

Collateral pool could consist of automobile loans, credit card debt, student loans, renewable energy assets, civil aviation, rail assets and many other types of financings

## Structural Options

Tranches can vary by maturity, coupon, ratings and payment priority allowing investors to optimize risk/return profiles to fit their thesis



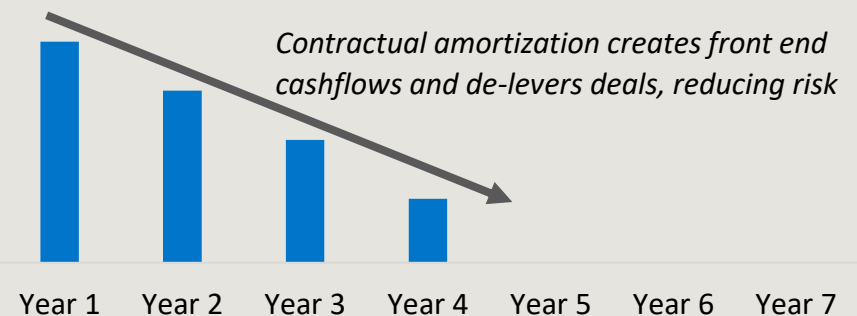
Source: DoubleLine  
Yield ranges are based on securities currently bid/offered in the market.

Robust protection against higher losses is a byproduct of structural features present in ABS deals, including:

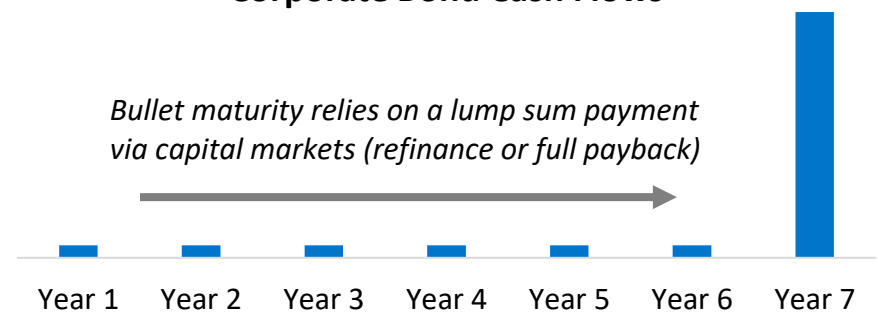
- **Overcollateralization:** The market value of the underlying collateral pool generally exceeds the market value of the issued ABS debt.
- **Subordination:** Use of hierarchical tranches that rank below more-senior tranches in a sequential manner.
- **Loss/Delinquency Triggers:** If certain levels are breached, all cash flows to the equity tranche are redirected and used to accelerate the repayment of the most-senior tranche.

Consumer ABS typically experience **front-weighted cash flows** due to mandatory amortization. This may generate higher cash-on-cash return in early years, mitigates refinancing risk and **reduces the investment's risk over time.**

### Consumer ABS Cash Flows



### Corporate Bond Cash Flows






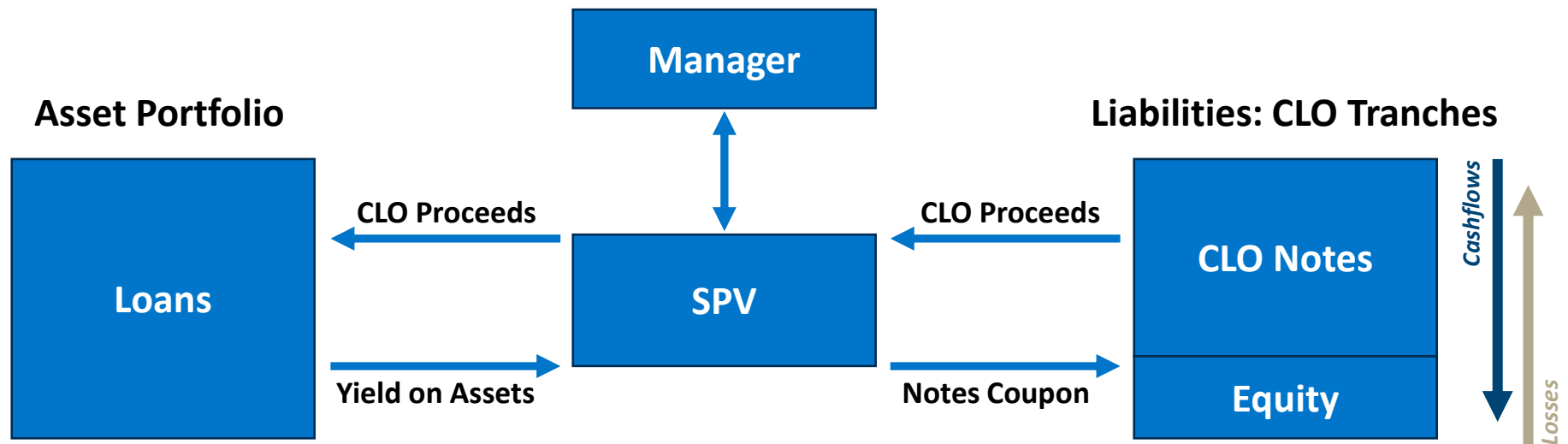
# Collateralized Loan Obligations

# Collateralized Loan Obligations (CLOs) Market

As of December 31, 2023

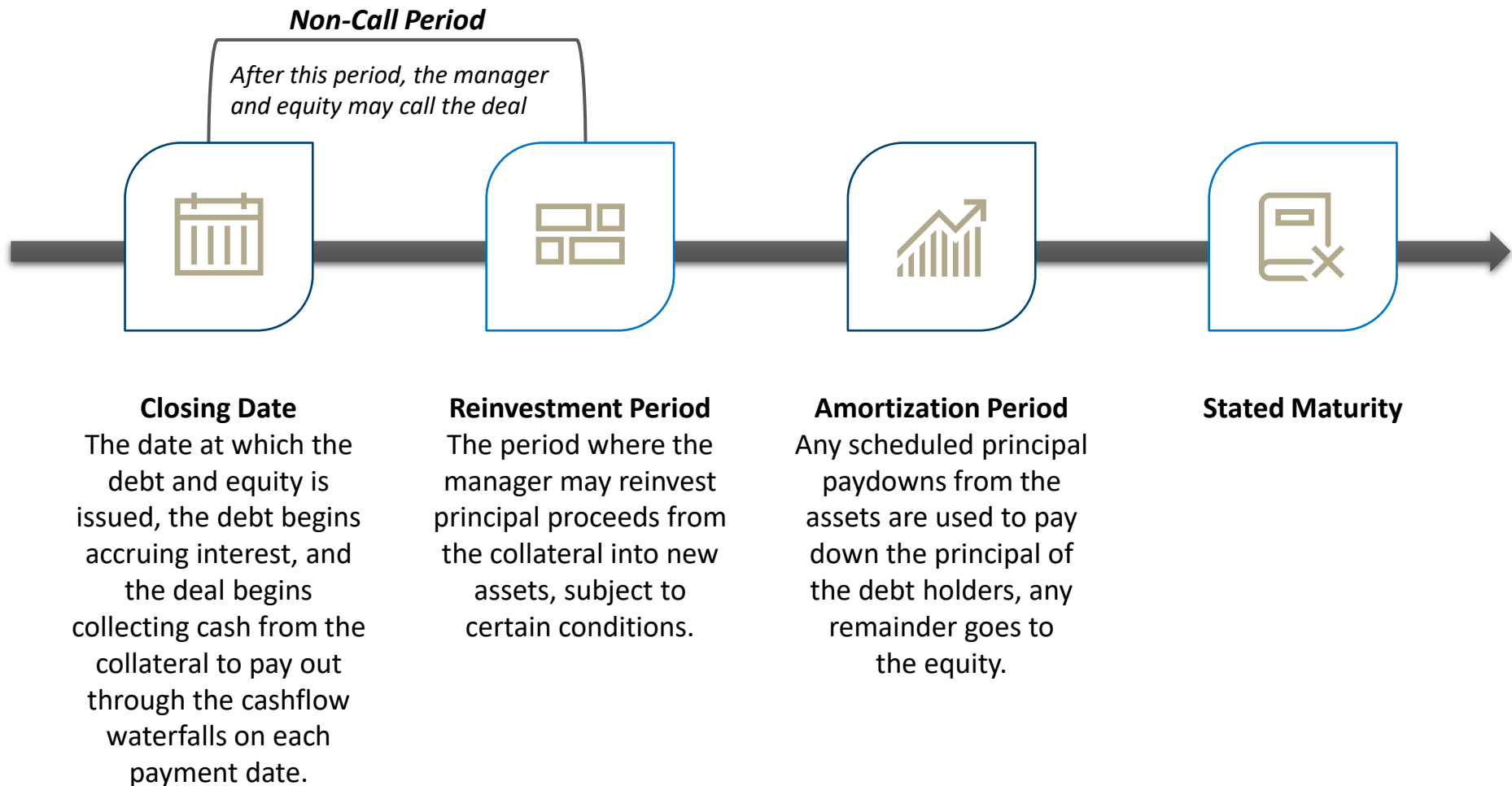


- A **Collateralized Loan Obligation** is a special-purpose vehicle (SPV) that funds the purchase of a senior first lien bank loan portfolio with the issuance of rated debt securities and an unrated equity tranche.
- Coupon and principal payments on the assets (the loans) are used to make coupon and principal payments on the liabilities (the CLO notes) and create residual cash flows to equity.
- A typical CLO is backed by a pool of bank loans diversified across 100-200 distinct obligors in 20-30 industries.
- CLOs allow investors to gain leveraged, **diversified exposure to the loan market**, capitalize on existing **price inefficiencies** in the loans, and utilize **professional management** expertise and resources.



# CLO Lifecycle

As of December 31, 2023







Historically, **CLO defaults have been lower** than similarly rated corporate equivalents.



Only 0.10% of investment grade rated CLO tranches defaulted cumulatively from 1996-Q2 2022, which translates into an annual default rate less than one basis point.



Only 1.1% of BB-rated CLOs defaulted cumulatively from 1996-Q2 2022 which translates to an annual default rate of four basis points.

## U.S. CLO Lifetime Default Summary (1996 – Q2 2022)

Original Rating	Ratings (number)	Defaults (%)	Defaults (number)
Aaa	5,003	0.00%	0
Aa	3,389	0.03%	1
A	3,105	0.16%	5
Baa	2,884	0.31%	9
Ba	2,275	1.10%	25
B	406	2.71%	11
Investment-Grade	14,381	0.10%	15
Speculative-Grade	2,681	1.34%	36
All	17,062	0.30%	51

# CLOs: Then versus Now

As of December 31, 2023



- CLOs have undergone structural and collateral changes after the Great Financial Crisis:
  - CLOs are no longer allowed to own Structured Products or other CLO tranches.
  - Current CLO CCC baskets and bond baskets are lower than their 2007 counterparts.
  - Rating agencies have increased capital structure subordination levels across the stack.
  - Non-call periods and reinvestment period are also 2-3 years shorter than pre-crisis deals.

Deal Term Features	2007	2023
AAA Credit Support	24%	34-38%
BB Credit Support	5 - 7%	8.20%
Reinvest Period	5 - 7 years	3-5 years
Non-call Period	3 - 5 years	1-2 years
Wtd Avg Cost of Debt	50 - 70 bps	225 - 350 bps
Structured Products	35%	0%
Bond assets	10-20%	0-5%
Caa/CCC assets	10-15%	7.5%

CLO 1.0			CLO 2.0/3.0		
Class of Notes	Category	C/E	Class of Notes	Category	C/E
A1 (AAA), 72.0%	Senior	28.0%	A1 (AAA), 72.0%	Senior	38.0%
B (AA),			B (AA), 11.0%		
C (A), 6.0%	Mezz	9.0%	C (A), 7.0%	Mezz	10.0%
D (BBB), 5.0%			D (BBB), 5.0%		
E (BB), 2%			E (BB), 2%		
Equity(NR), 9.0%	Subordinate	0.0%	Equity(NR), 10.0%	Subordinate	0.0%

Source: DoubleLine, J.P. Morgan Research



## Collateral

Analyze leveraged loan price movements, spreads, defaults and recoveries.

Focus on “tail risk” by identifying lower priced loans, lower rated loans, or loans in industries of concern.



## Structure

Review the deal structure with a focus on credit enhancement, collateral quality tests, and performance tests.

Detailed review of documents and negotiation of deal term.

The ability for the deal to participate in workouts and benefit from recoveries.

The rules governing when proceeds can be reinvested to purchase additional loans.



## Manager

Due diligence of CLO managers’ team, process and performance to determine their ability to actively manage a loan portfolio within a CLO structure.

Maintain open lines of communications with 3<sup>rd</sup> party managers.

Analysis of historical performance of managers.

Underwriting the investment style and strategy of each manager.

**1-5 Year U.S. Credit - Bloomberg US Agg Corporate 1-5 Year Total Return Value** - A subset of the Bloomberg US Agg Corporate Total Return Value index including securities with 1-5 year maturities.

**ABS - Bloomberg Asset-Backed Securities (ABS) Index** - This index is the ABS component of the U.S. Aggregate Bond Index. It includes securities whose value and income payments are derived from and collateralized ("or backed") by a specified pool of underlying assets including credit cards, auto loans, etc.

**Bank Loans - S&P/LSTA Leveraged Loan Index** - An index designed to track the market-weighted performance of the largest institutional leveraged loans based on the market weightings, spreads and interest payments.

**Bloomberg Long US Corporate Index** - The index is designed to measure the performance of U.S. corporate bonds that have a maturity of greater than or equal to 10 years.

**Bloomberg US Agg Corporate 1-3 Year Total Return Value** - A subset of the Bloomberg US Agg Corporate Total Return Value index including securities with 1-3 year maturities.

**Bloomberg US Agg Corporate 3-5 Year Total Return Value** - A subset of the Bloomberg US Agg Corporate Total Return Value index including securities with 3-5 year maturities.

**Bloomberg US Agg Corporate 5-7 Year Total Return Value** - A subset of the Bloomberg US Agg Corporate Total Return Value index including securities with 5-7 year maturities.

**Bloomberg US Aggregate Bond Index** - An index that represents securities that are SEC-registered, taxable, and dollar denominated. The index covers the U.S. investment grade fixed rate bond market, with index components for government and corporate securities, mortgage pass-through securities, and asset-backed securities. These major sectors are subdivided into more specific indices that are calculated and reported on a regular basis.

**Bloomberg US MBS Index** - The Bloomberg US Mortgage Backed Securities (MBS) Index tracks fixed-rate agency mortgage backed pass-through securities guaranteed by Ginnie Mae (GNMA), Fannie Mae (FNMA), and Freddie Mac (FHLMC).

**Bloomberg US Securitized Index** - An index that represents securities that are SEC-registered, taxable, and dollar denominated. The index covers the U.S. investment grade securitized bond market, with index components for mortgage-backed securities, commercial mortgage-backed securities and asset-backed securities. These major sectors are subdivided into more specific indices that are calculated and reported on a regular basis.

**BofA Merrill Lynch U.S. Agency CMO Index** tracks the performance of U.S. dollar denominated fixed rate agency collateralized mortgage obligations publicly issued in the U.S. domestic market. Qualifying securities must have at least one year remaining term to final maturity, a fixed coupon schedule, an original deal size for the collateral group of at least \$500 million and a current outstanding deal size for the collateral group that is greater than or equal to 10% of the original deal size. Callable perpetual securities qualify provided they are at least one year from the first call date. Fixed-to floating rate securities also qualify provided they are callable within the fixed rate period and are at least one year from the last call prior to the date the bond transitions from a fixed to a floating rate security.

**CLO - JPM CLO BBB Post-Crisis Discount Margin Index** - Represents the discount margin of CLO BBB rated post crisis tranches.

**CMBS - Bloomberg US Agg CMBS Total Return Value Unhedged USD** - The Index measures the performance of investment grade commercial mortgage-backed securities, which are classes of securities that represent interests in pools of commercial mortgages.

**Convertibles - BofA Merrill Lynch U.S. All Convertibles Index (VOSO)** - The Merrill Lynch All Convertible Index is a rule driven index. which includes all bonds and preferred stocks of U.S.-registered companies, which have \$50 million or more in aggregate market value and are convertibles in U.S. dollar-denominated common stocks, ADRs or cash equivalents.

**Emerging Market Debt - ICE BofA Emerging Markets External Debt Sovereign & Corporate Index** - The index tracks the performance of U.S. dollar- and Euro-denominated emerging markets sovereign and nonsovereign debt publicly issued within the major domestic and Eurobond markets.

**ICE BAML ABS Index** - This index is a subset of ICE BofAML US Fixed Rate Asset Backed Securities Index including all asset backed securities collateralized by anything other than auto loans, home equity loans, manufactured housing, credit card receivables and utility assets.

**International Corporate Debt - S&P International Corporate Bond Index Total Return** - S&P International Corporate Bond Index is an investable index of non-U.S. Dollar corporate bonds issued by non-U.S. investment grade issuers. The index seeks to measure the performance of corporate bonds issued in the non-U.S. Dollar G10 currencies.

**Long Agency MBS - The BofA Merrill Lynch 10+ Year U.S. Agency CMO Index** is a subset of The BofA Merrill Lynch U.S. Agency CMO Index including all securities with an average life greater than or equal to 10 years.

**MBS - Bloomberg US MBS - Agency Fixed Rate MBS Total Return Index Value** - The Index measures the performance of investment grade fixed-rate mortgage-backed pass-through securities of the Government-Sponsored Enterprises (GSEs): Ginnie Mae (GNMA), Fannie Mae (FNMA), and Freddie Mac (FHLMC).

**Municipals - Bloomberg Municipal Bond Index Total Return Index Value** - The Barclays Municipal Bond Index is considered representative of the broad market for investment grade, tax-exempt bonds with a maturity of at least one year.

**S&P 500 Index** - This unmanaged capitalization-weighted index of the stocks of the 500 largest publicly traded U.S. companies is designed to measure performance of the broad domestic economy through changes in the aggregate market value of the 500 stocks, which represent all major industries.

**T-Bill - Citigroup 3 Month Treasury Bill Local Currency** - The index is an unmanaged index representing monthly return equivalents of yield averages of the last 3 month Treasury Bill issues.

**U.S. 10-year Treasury Yield** - Is a one-security index comprising the most recently issued 10-year U.S. Treasury note or bond.

**U.S. Credit - Bloomberg US Credit Index** - Publicly issued U.S. corporate and specified foreign debentures and secured notes that meet the specified maturity, liquidity, and quality requirements. To qualify, bonds must be SEC-registered.

**U.S. Government - Bloomberg US Aggregate Government Total Return** - The Barclays Government Bond Index is an index that measures the performance of all public U.S. government obligations with remaining maturities of one year or more.

**U.S. High Yield - Bloomberg US Agg Corporate High Yield Total Return Index Value** - The Barclays U.S. Corporate High Yield Bond Index is a market value-weighted index which covers the U.S. non-investment grade fixed-rate debt market. The index is composed of U.S. dollar-denominated corporate debt in Industrial, Utility, and Finance sectors with a minimum \$150 million par amount outstanding and a maturity greater than 1 year. The index includes reinvestment of income.

One cannot invest directly in an index.

**Agency MBS** - Mortgages-Backed Securities are a type of bond backed by residential mortgages. Agency means they were issued by a Government Sponsored Enterprise.

**Alt-A** - A classification of mortgages with a risk profile falling between prime and subprime. These loans are usually issued to top credit quality borrowers with good credit histories. However, they usually have some high risks due to provision factors customized by the lender.

**Asset-Backed Securities (ABS)** - Investment securities, such as bonds or notes, that are collateralized by a pool of assets, such as loans, leases, credit card debt, royalties or receivables.

**Cash Flow** - Net amount of cash and cash equivalents being transferred into and out of a business. At the most fundamental level, a company's ability to create value for shareholders is determined by its ability to generate positive cash flows.

**Collateralized Loan Obligation (CLO)** - Single security backed by a pool of debt.

**Collateralized Mortgage Obligation (CMO)** - Refers to a type of mortgage-backed security that contains a pool of mortgages bundled together and sold as an investment. Organized by maturity and level of risk, CMOs receive cash flows as borrowers repay the mortgages that act as collateral on these securities. In turn, CMOs distribute principal and interest payments to investors based on predetermined rules and agreements

**Commercial Mortgage-Backed Securities (CMBS)** - Securitized loans made on commercial rather than residential property.

**Credit Risk Transfer (CRT)** - Pioneered by Freddie Mac in 2013, CRT programs structure mortgage credit risk into securities and (re)insurance offerings, transferring credit risk exposure from U.S. taxpayers to private capital.

**Duration** is a measure of the sensitivity of the price -- the value of principal -- of a fixed-income investment to a change in interest rates. Duration is expressed as a number of years. Bond prices are said to have an inverse relationship with interest rates. Therefore, rising interest rates indicate bond prices are likely to fall, while declining interest rates indicate bond prices are likely to rise.

**Global Financial Crisis (GFC)** - Severe worldwide economic crisis in 2007 and 2008 that was the most serious financial crisis since the Great Depression of 1929. The crisis was triggered by aggressive lending practices that targeted low-income homebuyers, excessive risk-taking by global financial institutions and the bursting of the U.S. housing bubble. Governments in response employed massive bailouts to financial institutions and enacted other financial and monetary policies. Some governments, including the United States, also imposed stricter oversight of the financial industry.

**Loan-to-Value (LTV) Ratio** - Assessment of lending risk that financial institutions and other lenders examine before approving a mortgage. Typically, loan assessments with high LTV ratios are considered higher-risk loans. Therefore, if the mortgage is approved, the loan has a higher interest rate.

**Non-Agency MBS** - Mortgages-Backed Securities are a type of bond backed by residential mortgages. Non-Agency means they were issued by a private issuer.

**Non-Agency Residential Mortgage-Backed Security (RMBS)** - Debt-based security (similar to a bond), backed by the interest paid on loans for residences. The interest on loans such as mortgages, home-equity loans and subprime mortgages is considered to be something with a comparatively low rate of default and a comparatively high rate of interest, since there is a high demand for the ownership of a personal or family residence. "Non-Agency" refers to RMBS not issued by the government-sponsored entities.

**Non-Performing Loan (NPL)** - A loan in which the borrower is in default due to the fact that they have not made the scheduled payments for a specified period. Although the exact elements of nonperforming status can vary depending on the specific loan's terms, "no payment" is usually defined as zero payments of either principal or interest.

**Non-Qualified Mortgage (Non-QM)** - Any home loan that doesn't comply with the Consumer Financial Protection Bureau's existing rules on qualified mortgages (QM). Usually this type of alternative mortgage loan accommodates people who are not able to prove they are capable of making the mortgage payments. A non-QM mortgage loan does not necessarily represent high or subprime mortgage risk. In many cases, these non-QM mortgage loans require a high FICO score but simply do not check all the boxes associated with a QM loan. Non-QM loans for mortgages are protected by the lender against any type of lawsuit should the borrower become unable to afford the loan.

**Prime** - Prime is a classification of borrowers, rates or holdings in the lending market that are considered to be of high quality. This classification refers to loans made to high quality prime borrowers that are offered prime or relatively low interest rates.

**Re-Performing Loan (RPL)** - A mortgage that became delinquent because the borrower was behind on payments by at least 90 days, but it is "performing" again because the borrower has resumed making payments

**Risk Retention Rule** - The Dodd-Frank Act requires securitization sponsors to retain not less than a 5% share of the aggregate credit risk of the assets they securitize.

**Single Asset, Single Borrower** - Refers to when a lender takes a very large property and securitizes it into a single commercial mortgage-backed security (CMBS). SASB transactions can also involve the security of a portfolio of properties owned by the same or a related group of borrowers.

**Spread** - The difference between the bid and the ask price of a security or asset. It can also refer to an options position established by purchasing one option and selling another option of the same class but of a different series.

**Standard Deviation** - A statistic that measures the dispersion of a dataset relative to its mean and is calculated as the square root of the variance. It is calculated as the square root of variance by determining the variation between each data point relative to the mean. If the data points are further from the mean, there is higher deviation within the data set; thus, the more spread out the data, the higher the standard deviation.


**Subprime** - A subprime mortgage is a type of mortgage that is normally issued by a lending institution to borrowers with low credit ratings. As a result of the borrower's lower credit rating, a conventional mortgage is not offered because the lender views the borrower as having a larger-than-average risk of defaulting on the loan. Lending institutions often charge interest on subprime mortgages at a rate that is higher than a conventional mortgage in order to compensate themselves for carrying more risk.

**Weighted Average Life (WAL)** - The average number of years for which each dollar of unpaid principal on a loan or mortgage remains outstanding.

**Z-score** - A numerical measurement of a value's relationship to the mean in a group of values. If a Z-score is 0, it represents the score as identical to the mean score.

# Awards and Accolades

## Additional Information



### DoubleLine Team

**Financial Advisor IQ, Service Award Winner – Audio and Video Content (Bronze, 2022 and 2021), Macro Commentary (Silver, 2022) and Portfolio Managers Letters’ (Silver, 2022).**

Financial Advisor IQ Service Awards are based on the online votes of 903 financial advisors for 2021 and 742 for 2022, across brokerage, RIA and other channels, surveyed in April through June, 2021 and 2022.

**Asset Benchmark Research Awards 2021 - Asian G3 Bond Category: DoubleLine Capital, Top Investment House**—Asset Benchmark Research ranks the Top investment houses in Asian G3 bonds based on the number of votes won by their Astute Investors. The top-ranked house has garnered the most votes for Astute Investors and so on. All votes are also subject to a weighting methodology.

**Chief Investment Officer Magazine, Asset Management and Servicing Winner - Fixed Income/Credit.** CIO Magazine seeks nominations through its website. Received approximately 300 nominations. DoubleLine was nominated by CIOs themselves. The staff researches the nominees by, among other things, reaching out to "asset owners in the community." The magazine chose a list of finalists and then chose a winner based on recommendations from the CIOs.

**Institutional Investor, U.S. Fixed Income – Core Plus Fixed Income.** Institutional investor U.S. Fixed Income—Mortgage Backed Securities award winners are chosen by the editorial staff of Institutional Investor magazine based on their market intelligence, performance data and additional information received from the industry following a public call for nominations.

**Institutional Investor, U.S. Fixed Income – Mortgage-Backed Securities.** Institutional investor award winners are chosen by the editorial staff of Institutional Investor magazine based on their market intelligence, performance data and additional information received from the industry following a public call for nominations.

**Risk Magazine, Institutional Investor of the Year.** Institutional investor award winners are chosen by the editorial staff of Institutional Investor magazine based on their market intelligence, performance data and additional information received from the industry following a public call for nominations.

**Risk Magazine, Asset Manager of the Year.** Winners of the Risk Awards in the end-user categories were nominated because they demonstrate best practice in risk management/derivatives trades, have made significant improvements to risk management, have executed an innovative trade or, in the case of hedge funds, posted good returns in a difficult environment.

### Deputy Chief Investment Officer, Jeffrey Sherman

**Business Insider, 10 Must-Listen Investing Podcasts.** Competiello, Christopher. "These 10 must-listen podcasts can help you master investing, from day-trading to real estate." Business Insider. 5 March, 2020. Opinion based article.

**Money Management Executive, 10 Fund Managers to Watch.** Managers were chosen based on factors including long-and short-term performance in their specific categories, individual strategies and their length of time in the business. All funds considered were led by single managers.

### Director of International Fixed Income, Luz Padilla

**Barron’s, 100 Most Influential Women in U.S. Finance.** Barron’s, 100 Most Influential Women in U.S. Finance. Honorees were chosen by a panel of Barron’s writers and editors, based on external and Barron’s nominations. It includes chief financial officers at major U.S. companies, leading executives at some of the nation’s largest banks and brokerages, stellar investment managers and securities analysts, and public servants and policy makers.

**Money Management Executive, Top 10 Women in Asset Management.** Money Management Executive used a nomination process that sought industry participation. Editors then reviewed candidate qualifications in order to select the final choices. The 10 women chosen have made noteworthy contributions to their firms, the broader asset management industry and their communities.

**Citywire, USA, 20 Top Female Portfolio Managers in the U.S.** Citywire chose women who had top-quartile absolute returns in their discipline and the highest levels of risk-adjusted returns over the past three years.

### Chief Investment Officer, Jeffrey Gundlach

**Fixed Income Analysts Society, Inc. (FIASI), Fixed Income Hall of Fame.** In 1995, the Fixed Income Analysts Society established a Hall of Fame to recognize the lifetime achievements of outstanding practitioners in the advancement of the analysis of fixed-income securities and portfolios. Inductees will have made major contributions to the advancement of fixed-income analysis and portfolio management. These contributions may be academic, business-related or FIASI-related. The Board of Directors determines the annual inductees.

**Bloomberg Markets Magazine, 50 Most Influential.** Markets 50 Most Influential magazine editors favor recent accomplishments above lifetime achievements to build their list. They rely on the rankings, profiles, and cover stories they publish throughout the year in Bloomberg Markets.

**Forbes, Most Powerful People.** A panel of Forbes editors ranked all candidates in each of these four dimensions of power, and those individuals rankings were averaged into a composite score. 1) Power over lots of other people, 2) Financial resources controlled by each person measuring company’s assets and revenues. 3) Powerful in multiple spheres or areas 4) Candidates actively using that power.

**Institutional Investor, Money Manager of the Year.** Manager winners are selected by the editors of the magazine based on the results of a survey conducted of U.S. institutional investors.

**Morningstar, Finalist for Fixed Income Manager of the Decade.** Manager of the Decade award considers the risks assumed to achieve those results and takes into account the strength of the manager, strategy and firm’s stewardship.

**Murray Coleman and Jonathan Burton.** “Subprime woes aren’t over, fund manager warns.” Market Watch. Market Watch, Inc. 27 June 2007.

**Investing involves risk. Loss of principal is possible.**

**A fund's investment objectives, risks, charges and expenses must be considered carefully before investing. The statutory and summary prospectus contain this and other important information about the investment company and may be obtained by calling (877) 354-6311 / (877) DLINE11, or visiting [www.doubleline.com](http://www.doubleline.com). Read them carefully before investing.**

DoubleLine Funds are distributed by Quasar Distributors, LLC. DoubleLine® is a registered trademark of DoubleLine Capital LP. © 2024 DoubleLine Capital LP

#### **Credit Quality Distribution**

Credit Distribution is determined from the highest available credit rating from any Nationally Recognized Statistical Rating Agency ("NRSRO", generally S&P, Moody's and Fitch). DoubleLine displays credit ratings using S&P's rating convention, although the rating itself might be sourced from another NRSRO. In limited situations when the rating agency has not issued a formal rating, the rating agency will classify the security as unrated.

#### **Important Information Regarding This Material**

Issue selection processes and tools illustrated throughout this presentation are samples and may be modified periodically. These are not the only tools used by the investment teams, are extremely sophisticated, may not always produce the intended results and are not intended for use by non-professionals.

DoubleLine has no obligation to provide revised assessments in the event of changed circumstances. While we have gathered this information from sources believed to be reliable, DoubleLine cannot guarantee the accuracy of the information provided. Securities discussed are not recommendations and are presented as examples of issue selection or portfolio management processes. They have been picked for comparison or illustration purposes only. No security presented within is either offered for sale or purchase. DoubleLine reserves the right to change its investment perspective and outlook without notice as market conditions dictate or as additional information becomes available. This material may include statements that constitute "forward-looking statements" under the U.S. securities laws. Forward-looking statements include, among other things, projections, estimates, and information about possible or future results related to a client's account, or market or regulatory developments.

CFA® is a registered trademark owned by CFA Institute.

DoubleLine Group is not an investment adviser registered with the Securities and Exchange Commission (SEC).

DoubleLine® is a registered trademark of DoubleLine Capital LP.

© 2024 DoubleLine Capital LP

#### **Important Information Regarding Risk Factors**

Investment strategies may not achieve the desired results due to implementation lag, other timing factors, portfolio management decision-making, economic or market conditions or other unanticipated factors. The views and forecasts expressed in this material are as of the date indicated, are subject to change without notice, may not come to pass and do not represent a recommendation or offer of any particular security, strategy, or investment. All investments involve risks. Please request a copy of DoubleLine's Form ADV Part 2A to review the material risks involved in DoubleLine's strategies. Past performance is no guarantee of future results.

#### **Important Information Regarding DoubleLine**

To receive a copy of DoubleLine's current Form ADV (which contains important additional disclosure information, including risk disclosures), please contact DoubleLine's Client Services.

#### **Important Information Regarding DoubleLine's Investment Style**

DoubleLine seeks to maximize investment results consistent with our interpretation of client guidelines and investment mandate. DoubleLine cannot guarantee that DoubleLine will outperform a client's specified benchmark or the market or that DoubleLine's risk management techniques will successfully mitigate losses. Additionally, the nature of portfolio diversification implies that certain holdings and sectors in a client's portfolio may be rising in price while others are falling or that some issues and sectors are outperforming while others are underperforming. Such out or underperformance can be the result of many factors, such as, but not limited to, duration/interest rate exposure, yield curve exposure, bond sector exposure, or news or rumors specific to a single name.

DoubleLine is an active manager and will adjust the composition of clients' portfolios consistent with our investment team's judgment concerning market conditions and any particular sector or security. The construction of DoubleLine portfolios may differ substantially from the construction of any of a variety of market indices. As such, a DoubleLine portfolio has the potential to underperform or outperform a bond market index. Since markets can remain inefficiently priced for long periods, DoubleLine's performance is properly assessed over a full multi-year market cycle.



#### **For Investors in Chile**

If any products are offered in Chile, they will be offered and sold only pursuant to General Rule 336 of the SVS, an exemption to the registration requirements, or in circumstances which do not constitute a public offer of securities in Chile within the meaning of Article 4 of the Chilean Law No. 18,045 on Securities Markets.

This communication is addressed only to “Qualified Investors” (as defined in SVS General Rule No. 216).

Si algunos valores son ofrecidos dentro de Chile, serán ofrecidos y colocados sólo de acuerdo a la Norma de Carácter General 336 de la SVS, una excepción a la obligación de registro, o en circunstancias que no constituyan una oferta pública de valores en Chile según lo definido por el Artículo 4 de la Ley 18.045 de Mercado de Valores de Chile.

Esta comunicación está dirigida a “Inversionistas Calificados” (según se define en la Norma de Carácter General N° 216 de la SVS).

#### **For Investors in Colombia**

DoubleLine no desarrollará ninguna campaña con el propósito de promocionar y comercializar sus productos y servicios en el país sin la respectiva autorización de la Superintendencia Financiera, de conformidad con el párrafo 1.1.7 de la Parte I, Título II, Capítulo II de la Circular Externa 035 de 2019 de la Superintendencia Financiera (Circular Básica Jurídica). DLC no utilizará ningún medio masivo para la promoción de sus productos y servicios en Colombia o a residentes colombianos.

Esta presentación no hace parte de ninguna promoción o campaña publicitaria ni se distribuirá ni se permitirá su distribución por medios masivos ni su reproducción por ningún medio.

Esta presentación no constituye una oferta pública en la República de Colombia. Los productos y servicios se ofrecen en circunstancias que no constituyen una oferta pública de valores bajo las leyes y regulaciones aplicables a la bolsa de valores colombiana.

La oferta de los productos y servicios de DLC se dirige a menos de cien inversionistas identificados especificados. Los productos y servicios de DLC no pueden ser promovidos u ofrecidos en Colombia o a residentes colombianos, a menos que la promoción y oferta se realice de acuerdo con el Decreto 2555 de 2010 y otras regulaciones aplicables relacionadas con la promoción de servicios financieros y/o el mercado de valores en Colombia. DoubleLine ofrece en el exterior los productos que se enumeran en esta presentación.

DoubleLine shall not develop any campaign to promote and commercialize its products and services in the country without the authorization of the Superintendence of Finance, in accordance with paragraph 1.1.7 of Part I, Title II, Chapter II of External Circular 035 of 2019 of the Superintendence of Finance (Circular Básica Jurídica). DLC will not use any mass media for the promotion of its products and services in Colombia or to Colombian residents.

This presentation is not part of any promotion or advertising campaign and will not be distributed or allowed to be distributed by mass media or reproduced by any means.

This presentation does not constitute a public offering in the Republic of Colombia. The products and services are being offered in circumstances that do not constitute a public offering of securities under the laws and regulations applicable to the Colombian stock exchange.

The offering of DLC's products and services is directed to less than one hundred specified identified investors. DLC's products and services may not be promoted or offered in Colombia or to Colombian residents, unless the promotion and offer is made in accordance with Decree 2555 of 2010 and other applicable regulations related to the promotion of financial services and/or the securities market in Colombia. DoubleLine offers abroad the products that are listed in this presentation.

#### **For Investors in Peru**

All content in this document is for information or general use only. The information contained in this document is for reference purposes only and may not be construed as an offer, invitation or recommendation, nor should be taken as a basis to take (or stop taking) any decision.

This is neither an offer or an invitation to offer nor authorizes such sales or invitations in places where such offers or invitations are contrary to the corresponding applicable law.

This communication is not intended for any person who is not qualified as an institutional investor, in accordance with provisions set forth in SMV Resolution N° 021-2013-SMV-01, and as subsequently amended. No legal, financial, tax or any other kind of advice is hereby being provided.

Todo lo contenido en este documento es sólo para fines informativos o de uso general. La información contenida en este documento es referencial y no puede interpretarse como una oferta, invitación o recomendación, ni debe considerarse como fundamento para tomar (o dejar de tomar) alguna decisión.

La presente no constituye una oferta ni una invitación a ofertar ni autoriza tales ventas o invitaciones en los lugares donde tales ofertas o invitaciones sean contrarias a las respectivas leyes aplicables.

Esta comunicación no está dirigida a ninguna persona que no califique como un inversionista institucional, de conformidad con lo dispuesto en la Resolución SMV N° 021-2013-SMV-01, así como pueda ser modificada en el futuro. Por medio de la presente comunicación no se le está proveyendo de consejo legal, financiero, tributario o de cualquier otro tipo.

#### **For Investors in Latin America and the Middle East**

This material has not been registered with, or approved or passed on in any way by, any regulatory body or authority in any jurisdiction. This material is for prospective investors only and nothing in this material is intended to endorse or recommend a particular course of action. By receiving this material, the person or entity to whom it has been issued understands, acknowledges and agrees that neither this material nor the contents therein shall be deemed an offer to sell or a solicitation of an offer to buy, or a recommendation of, any security or any other product, strategy or service by DoubleLine or any other third party.

#### **For Investors in Japan (Discretionary Investment Manager (DIM) & Non-Discretionary Investment Manager (Non-DIM))**

DoubleLine Investment Management Asia Ltd. (“DoubleLine Asia”) is registered with the Kanto Local Finance Bureau as an Investment Advisory and Agency (“IAA”) operator in Japan (Registration No. 2986). However, DoubleLine Asia only conducts the agency business under its IAA registration. Under its agency business, DoubleLine Asia is authorized to intermediate in the execution of investment advisory and investment management contracts between its affiliates which are registered investment managers outside of Japan (“Foreign Investment Managers”) and discretionary investment managers and trust banks conducting investment management business (together the “Japan DIMs”) registered in Japan.

DoubleLine Asia is not permitted to market or solicit any securities or other investment products, nor is it able to provide any direct investment advisory or investment management services in Japan or elsewhere.

While discussions with Japan DIMs may involve its agency business of intermediating investment advisory and investment management arrangements, all discussions with persons other than Japan DIMs are necessarily limited to general information about DoubleLine Asia and its affiliates and nothing herein should be read to suggest a solicitation of products or services inconsistent with such regulatory status.