

10 Frequently Asked Questions DoubleLine Shiller Enhanced CAPE®

March 31, 2022



Jeffrey Sherman, CFA
Deputy Chief
Investment Officer

As DoubleLine's Deputy Chief Investment Officer, Jeffrey Sherman oversees and administers DoubleLine's Investment Management sub-committee coordinating and implementing policies and processes across the investment teams. He also serves as lead portfolio manager for multi-sector and derivative-based strategies. He is a member of DoubleLine's Executive Management and Fixed Income Asset Allocation Committees. He can be heard regularly on his podcast "The Sherman Show" (@ShermanShowPod) where he interviews distinguished guests, giving listeners insight into DoubleLine's current views. In 2018, Money Management Executive named Jeffrey Sherman as one of "10 Fund Managers to Watch" in its yearly special report. Prior to joining DoubleLine in 2009, he was a Senior Vice President at TCW where he worked as a portfolio manager and quantitative analyst focused on fixed income and real-asset portfolios. Mr. Sherman was a statistics and mathematics instructor at both the University of the Pacific and Florida State University. He taught Quantitative Methods for Level I candidates in the CFA LA/USC Review Program for many years. He holds a BS in Applied Mathematics from the University of the Pacific and an MS in Financial Engineering from the Claremont Graduate University. He is a CFA® charterholder.

QUESTION 1:

DoubleLine has partnered with Professor Robert Shiller to create an equity offering. Can you describe the motivation for the strategy and how the DoubleLine Shiller Enhanced CAPE® Strategy enhances DoubleLine's current suite of products?

First off, CAPE® stands for Cyclically Adjusted Price-to-Earnings. The DoubleLine Shiller Enhanced CAPE® Strategy extends and complements our current product suite by offering what we believe was a previously unavailable large-cap equity strategy while pairing it with our core competency as fixed income managers. The DoubleLine Shiller Enhanced CAPE® Strategy gives investors access to a unique source of equity alpha, which we seek to enhance by pairing the portfolio with a fixed income collateral pool that seeks to outperform cash. The primary generator of potential return will be the value approach to large-cap stocks, implemented via the Barclays Shiller CAPE® U.S. Sector Total Return Index (the "CAPE® Index"), but the strategy will seek additional return from the fixed income collateral. This "double-value" proposition allows an investor to obtain exposure to equities while hopefully generating positive return on the invested cash simultaneously. The concept is that \$1 worth of the fixed income collateral roughly backs \$1 exposure via swaps to the CAPE® Index.¹

QUESTION 2:


How did DoubleLine come to partner with Professor Robert Shiller?

A combination of factors brought the partnership together. In particular, I would emphasize a shared philosophy toward value as an investment discipline and the robustness of Professor Shiller's pioneering research on long-term equity returns and market mispricings. Let me elaborate on those points.

For more than two decades, while endeavoring to construct portfolios to mitigate downside risk, the investment team now at DoubleLine has worked to identify fixed income securities generating what we believe are the cheapest cash flows. That's the essence of "value investing," although the phrase is rarely heard in the fixed income lexicon. We apply this pursuit of value not only to individual security selection but also to our sector allocations.

Over the years, I had followed Professor Shiller's academic work on both the behavioral aspects of the financial markets as well as asset pricing. I consider the CAPE® Ratio as one of the better predictors of future stock market returns over an intermediate- to long-term time horizon. Professor Shiller partnered with Barclays to create an index, the Barclays Shiller CAPE® U.S. Sector TR Index, which implements the philosophy behind the CAPE® Ratio to deploy capital across the large cap equity space. We found a lot of similarities between the value mechanics

¹ Market fluctuations likely will preclude full \$1 for \$1 exposure between the swaps and the fixed income portfolio.



10 Frequently Asked Questions DoubleLine Shiller Enhanced CAPE®

March 31, 2022

at work in the CAPE® Index and our own relative value-driven approach to the active management of the sector allocations in our multi-sector bond portfolios.

After exhaustive research into the historical behavior of Professor Shiller's CAPE® Ratio, we concluded that the CAPE® Index methodology provides a better exposure to the relatively commoditized market of large-cap stocks than other indices. We then decided to create a product giving investors exposure to both the DoubleLine value approach to fixed income and the value approach of the CAPE® Index to U.S. equities.

QUESTION 3:

How is the CAPE® Index constructed and what does the CAPE® Ratio seek to accomplish?

The cyclical adjustment in the CAPE® Ratio is based on a long-term historical average of inflation-adjusted earnings, 10 years to be exact. Of course, this is a significant departure from the widespread practice of using trailing 12 months of earnings to value stock prices. Short term earnings can be volatile as the result of changes in the business cycle, therefore rendering the price-to-earnings ratio for purposes of stock valuation meaningless. Professor Shiller has joked that stock selection based on price to 12-month earnings is akin to using astrology to forecast asset returns.

The CAPE® Ratio tries to gauge the value of a company in a way that is independent of the business cycle. The idea is that a valuable company will have significant earnings power in the future as well as a robust history of earnings performance. The topic of identifying intrinsic value has been a topic of long debate, harking back to the days of Benjamin Graham and David Dodd in *Security Analysis*. In that work, they too said that true earnings potential could only be measured over a full business cycle, and that is exactly what the CAPE® Ratio seeks to do.

While the CAPE® Ratio has been a useful predictor of long-term stock market returns, further adjustment to the ratio is required before equity sectors can be compared and undervalued sectors identified. Together, Professor Shiller and Barclays developed the Relative CAPE® Indicator.

This step adjusts for the valuation differences between equity sectors due to differing growth and accounting assumptions unique to each industry. The Relative CAPE® Indicator is calculated by dividing a sector's current CAPE® Ratio by its 20-year rolling average CAPE® Ratio. This levels the playing field when comparing valuations across sectors. To construct the CAPE® Index, one calculates the Relative CAPE® Ratio for the large-cap stocks, in aggregate, in each of the 10 sectors and ranks them highest-to-lowest. The five sectors with the lowest ratios are selected. The sector with the worst 12-month price momentum is then removed to avoid value traps – sectors that are valued cheaply because they are experiencing secular declines. The Index then invests equally in the remaining four sectors, which represent the most undervalued sectors with the most positive price momentum. This process is repeated monthly.


QUESTION 4:

When I invest in this strategy what am I getting and is there any leverage involved?

Each \$1 investment seeks to obtain \$1 of exposure to the CAPE® Index via swaps and \$1 of exposure to the underlying portfolio of bonds managed by DoubleLine.² This is what we call our "double value" proposition. Therein lies the beauty of this strategy: by using swap contracts, DoubleLine gains 100% exposure to stocks while also investing in a portfolio of bonds with the objective of generating a yield that is superior to cash. This capital efficiency is one of the key enhancements of the DoubleLine strategy.

This portfolio has no financial leverage because no money is borrowed in order to increase the net exposure of the portfolio. There is implicit economic leverage as the strategy obtains both \$1 in fixed income exposure and \$1 in equity exposure due to the use of unfunded swaps. This allows us to collateralize 100% of our exposure with the second half of the "double value" proposition - namely, the bond portfolio.

² Market fluctuations likely will preclude full \$1 for \$1 exposure between the swaps and the fixed income portfolio.



10 Frequently Asked Questions DoubleLine Shiller Enhanced CAPE®

March 31, 2022

QUESTION 5:

How have your asset allocation decisions in fixed income compared to price peaks and troughs within those sectors?

Our fixed income focus on cash flows causes us to revise sector allocations prior to shifts in sector cycles. In general, our process has driven us out of “overpriced” segments of the fixed income market prior to their peaks and into to the “cheaper” segments before the valuation bottoms. This is very much in line with Professor Shiller’s philosophy on value which is why this relationship is such a good fit.

This has proven to be a benefit in managing risk. If one looks at historical performance of various fixed income sectors, outperformance phases are analogous to taking an escalator up: a slow grind of incremental return. Under-performance phases tend to be more compressed in time, more vertical, like taking an elevator down. It is much harder to exit a sector after the onset of such sharp downdrafts in valuation and liquidity. Due to this return asymmetry, we believe our value-oriented process provides for a smoother volatility profile throughout a market cycle. We would rather get off the escalator early, even at the cost of giving up some of the final leg of a sector’s upward momentum, than risk capital impairment that will occur once the market punches the down button on the elevator. This discipline also affords us “dry powder” to deploy when markets present buying opportunities.

QUESTION 6:

How does DoubleLine manage the duration and interest rate risk of the fixed income portfolio?

Duration is one of the risk premia in the fixed income market that should reward investors over time. As such, we run the fixed income portfolio with a duration that is consistent with our forward looking assessment of return potential and risk. Typically, the portfolio’s duration will be between one and eight years. With today’s elevated uncertainty in interest rates, we feel it is prudent to position the portfolio towards the shorter end of the mandate. The portfolio currently has a weighted average portfolio duration of less than two years while maintaining a current yield target of 3%.³ This strong yield-to-duration ratio allows the portfolio to potentially outperform cash even in the event of a modest rise in interest rates.

³Subject to change without notice.

QUESTION 7:

I’ve heard that the current level of the overall CAPE® Ratio for U.S. equities is elevated. How do you address this issue within your strategy?


The absolute level of the CAPE® Ratio for the overall stock market is not a factor for this strategy. The strategy invests only in the four “cheapest” sectors of the large-cap space. These sectors are identified by measuring each large-cap sector’s Relative CAPE® Ratio relative to its own historic level – and discards the one sector within the five “cheapest” sectors which has experienced the most negative price momentum over the preceding 12 months. It is each sector’s Relative CAPE® Ratio that dictates how to deploy capital in the equity space.

QUESTION 8:

Can you elaborate on the Relative CAPE® Ratio used by the DoubleLine Shiller Enhanced CAPE® Strategy?

The Absolute CAPE® Ratio is a useful metric to compare against the standard PE ratio, but we believe less so when creating an investment strategy that attempts to determine relative value of differing investment options. To accomplish this a Relative CAPE® Ratio must be used.

The Relative CAPE® used within the DoubleLine Shiller Enhanced CAPE® Strategy is constructed by dividing a sector’s current CAPE® Ratio by the 20-year average of that sector’s CAPE® Ratio. This Relative CAPE® Ratio includes 30 years of earnings data and thus allows an investor to judge whether a dollar of earnings today is cheap compared with a dollar of earnings historically within each sector.



10 Frequently Asked Questions DoubleLine Shiller Enhanced CAPE®

March 31, 2022

QUESTION 9:

How does this strategy compare to traditional value and growth investment approaches such as the S&P 500 Value or the S&P 500 Growth indices?

From September 2002 to March 2022, the CAPE® Index has outperformed both the S&P 500 Value Total Return and the S&P 500 Growth Total Return in several key metrics as well as broad-based large-cap indices such as the S&P 500. The Index has delivered higher returns with a lower standard deviation while also suffering lower peak-to-trough drawdowns.⁴

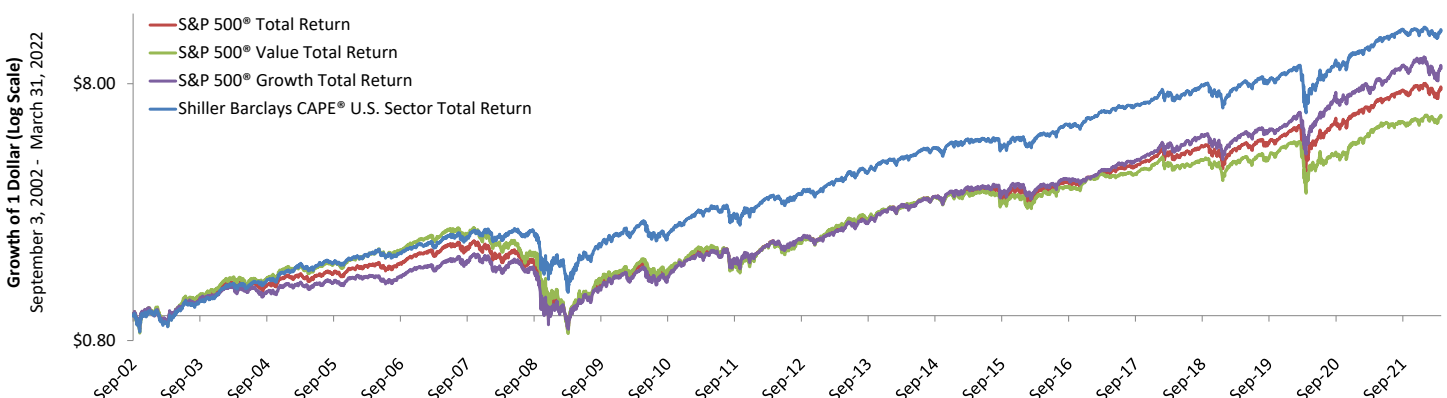
QUESTION 10:

What are the risks an investor faces with this strategy?

The main risk is exposure to the U.S. large-cap equity market. Throughout numerous stress tests and scenario analyses, we have observed that over 95% of the risk of this type of strategy historically stems from the equity market. These equity centric risks include, but are not limited to, economic slowdowns, shrinking corporate profit margins, removal of the U.S. Federal Reserve's Quantitative Easing program, and price multiple compression. However, investors also will be exposed to the traditional risks in the fixed income market - interest rate risk, prepayment risk and credit risk - through the fixed income portfolio. We believe investors potentially will be compensated for taking risk over a full market cycle. DoubleLine takes a conservative approach and is mindful of the sectors that can exhibit high correlation to the equity market, such as high yield. Astute risk management is a central tenant of our investment process as we navigate through the various business and market cycles. ■


Traditional Equity Indices - Growth of a Dollar⁵ | September 3, 2002 to March 31, 2022

| | Shiller Barclays CAPE® U.S. Sector Total Return | S&P 500® Total Return | S&P 500® Value Total Return | S&P 500® Growth Total Return |
|---------------------------|---|-----------------------|-----------------------------|------------------------------|
| Geometric Return | 13.91% | 10.92% | 9.52% | 11.99% |
| Standard Deviation | 18.76% | 19.18% | 20.12% | 19.20% |
| Sharpe Ratio | 0.72 | 0.57 | 0.49 | 0.62 |
| Maximum Drawdown | -43.54% | -55.22% | -61.26% | -49.07% |



⁴ The Index went live on September 3, 2012 and was back-filled 10 years. September 3, 2002 is the inception date of the index.

⁵ Source: Barclays Capital, DoubleLine. Past performance is no guarantee of future results. Any data on past performance, modeling or back-testing contained herein is no indication as to future performance. See Historical Index Performance Disclaimer in the back of this presentation. You cannot invest directly in an index.



10 Frequently Asked Questions DoubleLine Shiller Enhanced CAPE®

March 31, 2022

Barclays Disclaimer

Barclays Bank PLC and its affiliates (“Barclays”) is not the developer or implementer of the DoubleLine Shiller Enhanced CAPE® strategy (the “Strategy”) and Barclays has no responsibilities, obligations or duties to investors in the Strategy. The Shiller Barclays CAPE® U.S. Sector USD Index (the “Index”) is a trademark owned by Barclays Bank PLC and licensed for use by DoubleLine. While DoubleLine may execute transaction(s) with Barclays in or relating to the Strategy or the Index, investors acquire interests solely in their account and investors neither acquire any interest in the Strategy or the Index nor enter into any relationship of any kind whatsoever with Barclays upon making an investment. The Strategy is not sponsored, endorsed, sold or promoted by Barclays and Barclays makes no representation regarding the advisability of investing in the Strategy or the use of the Index or any data included therein. Barclays shall not be liable in any way to investors or to other third parties in respect of the use or accuracy of the Strategy, the Index or any data included therein.

The Shiller Barclays CAPE® U.S. Index Family (the “Index Family”) has been developed in part by RSBB-I, LLC, the research principal of which is Robert J. Shiller. RSBB-I, LLC is not an investment advisor and does not guarantee the accuracy and completeness of the Index Family or any data or methodology either included therein or upon which it is based. RSBB-I, LLC shall have no liability for any errors, omissions or interruptions therein and makes no warranties expressed or implied, as to the performance or results experienced by any party from the use of any information included therein or upon which it is based, and expressly disclaims all warranties of the merchantability or fitness for a particular purpose with respect thereto, and shall not be liable for any claims or losses of any nature in connection with the use of such information, including but not limited to, lost profits or punitive or consequential damages even, if RSBB-I, LLC is advised of the possibility of same.

Historical Index Performance Disclaimer

The following communication includes historical performance data related to select indices developed and published by Barclays Bank PLC (“Barclays”). This disclaimer intended to highlight the risks inherent in assessing such performance data.

Historical index performance can be assessed with respect to the index inception date:

Pre-inception Index Performance

Pre-inception index performance refers to the period prior to the index inception date (defined as the period from the “Index Base Date” to the “Index Live Date”). This performance is hypothetical and back-tested using criteria applied retroactively. It benefits from hindsight and knowledge of factors that may have favorably affected the performance and cannot account for all financial risk that may affect the actual performance of the index. It is in Barclays’ interest to demonstrate favorable pre-inception index performance. The actual performance of the index may vary significantly from the pre-inception index performance. You should not rely on hypothetical index performance information.

Post-inception Index Performance

Post-inception index performance refers to the period after the index inception date (defined as the period from the “Index Live Date” to the date of this presentation, unless otherwise stated). This performance is actual historical performance of the index. Historical performance is not indicative of future performance.

All index performance data included in this communication are accompanied by a footnote specifying the relevant Index Base Date and Index Live Date. The Index Live date is defined as the date on which the index rules were established and the index was first published. Actual historical performance is highlighted in blue. Hypothetical performance is not highlighted.

Historical index performance is provided for a period of at least 10 years, unless the instruments underlying the index were only available or sufficiently liquid for a lesser period. In that case, historical index performance is provided from the time when the instruments underlying the index were available or sufficiently liquid. Performance, volatility, Sharpe ratio and correlation data are calculated using monthly returns and maximum drawdown data are calculated using daily returns.

The index methodology is available for review upon request, subject to the execution of a non-disclosure agreement.

Barclays or an affiliate of Barclays prepared the provided performance information (including the hypothetical performance information), may be the index sponsor and potentially is the counterparty to a transaction referencing the index.

The performance data reflect all costs, charges and fees that are incorporated into the Index formula. The performance data, however, do not reflect any additional fees that may be paid by a counterparty to a transaction referencing the index, and which may be agreed between Barclays and the counterparty.

Important Information Regarding This Material

Issue selection processes and tools illustrated throughout this presentation are samples and may be modified periodically. These are not the only tools used by the investment teams, are extremely sophisticated, may not always produce the intended results and are not intended for use by non-professionals.

DoubleLine has no obligation to provide revised assessments in the event of changed circumstances. While we have gathered this information from sources believed to be reliable, DoubleLine cannot guarantee the accuracy of the information provided. Securities discussed are not recommendations and are presented as examples of issue selection or portfolio management processes. They have been picked for comparison or illustration purposes only. No security presented within is either offered for sale or purchase. DoubleLine reserves the right to change its investment perspective and outlook without notice as market conditions dictate or as additional information becomes available. This material may include statements that constitute “forward-looking statements” under the U.S. securities laws. Forward-looking statements include, among other things, projections, estimates, and information about possible or future results related to a client’s account, or market or regulatory developments.


Important Information Regarding Risk Factors

Investment strategies may not achieve the desired results due to implementation lag, other timing factors, portfolio management decision-making, economic or market conditions or other unanticipated factors. The views and forecasts expressed in this material are as of the date indicated, are subject to change without notice, may not come to pass and do not represent a recommendation or offer of any particular security, strategy, or investment. All investments involve risks. Please request a copy of DoubleLine’s Form ADV Part 2A to review the material risks involved in DoubleLine’s strategies. Past performance is no guarantee of future results.

DoubleLine Group is not an investment adviser registered with the Securities and Exchange Commission (SEC).

DoubleLine® is a registered trademark of DoubleLine Capital LP.

© 2022 DoubleLine Capital LP



10 Frequently Asked Questions DoubleLine Shiller Enhanced CAPE®

March 31, 2022

For Investors in Chile

If any products are offered in Chile, they will be offered and sold only pursuant to General Rule 336 of the SVS, an exemption to the registration requirements, or in circumstances which do not constitute a public offer of securities in Chile within the meaning of Article 4 of the Chilean Law No. 18,045 on Securities Markets.

This communication is addressed only to “Qualified Investors” (as defined in SVS General Rule No. 216).

Si algunos valores son ofrecidos dentro de Chile, serán ofrecidos y colocados sólo de acuerdo a la Norma de Carácter General 336 de la SVS, una excepción a la obligación de registro, o en circunstancias que no constituyan una oferta pública de valores en Chile según lo definido por el Artículo 4 de la Ley 18.045 de Mercado de Valores de Chile.

Esta comunicación está dirigida a “Inversionistas Calificados” (según se define en la Norma de Carácter General N° 216 de la SVS).

For Investors in Colombia

DoubleLine no desarrollará ninguna campaña con el propósito de promocionar y comercializar sus productos y servicios en el país sin la respectiva autorización de la Superintendencia Financiera, de conformidad con el párrafo 1.1.7 de la Parte I, Título II, Capítulo II de la Circular Externa 035 de 2019 de la Superintendencia Financiera (Circular Básica Jurídica). DLC no utilizará ningún medio masivo para la promoción de sus productos y servicios en Colombia o a residentes colombianos.

Esta presentación no hace parte de ninguna promoción o campaña publicitaria ni se distribuirá ni se permitirá su distribución por medios masivos ni su reproducción por ningún medio.

Esta presentación no constituye una oferta pública en la República de Colombia. Los productos y servicios se ofrecen en circunstancias que no constituyen una oferta pública de valores bajo las leyes y regulaciones aplicables a la bolsa de valores colombiana.

La oferta de los productos y servicios de DLC se dirige a menos de cien inversionistas identificados especificados. Los productos y servicios de DLC no pueden ser promovidos u ofrecidos en Colombia o a residentes colombianos, a menos que la promoción y oferta se realice de acuerdo con el Decreto 2555 de 2010 y otras regulaciones aplicables relacionadas con la promoción de servicios financieros y/o el mercado de valores en Colombia. DoubleLine ofrece en el exterior los productos que se enumeran en esta presentación.

DoubleLine shall not develop any campaign to promote and commercialize its products and services in the country without the authorization of the Superintendence of Finance, in accordance with paragraph 1.1.7 of Part I, Title II, Chapter II of External Circular 035 of 2019 of the Superintendence of Finance (Circular Básica Jurídica). DLC will not use any mass media for the promotion of its products and services in Colombia or to Colombian residents.

This presentation is not part of any promotion or advertising campaign and will not be distributed or allowed to be distributed by mass media or reproduced by any means.

This presentation does not constitute a public offering in the Republic of Colombia. The products and services are being offered in circumstances that do not constitute a public offering of securities under the laws and regulations applicable to the Colombian stock exchange.

The offering of DLC’s products and services is directed to less than one hundred specified identified investors. DLC’s products and services may not be promoted or offered in Colombia or to Colombian residents, unless the promotion and offer is made in accordance with Decree 2555 of 2010 and other applicable regulations related to the promotion of financial services and/or the securities market in Colombia. DoubleLine offers abroad the products that are listed in this presentation.

For Investors in Japan (Discretionary Investment Manager (DIM) & Non-Discretionary Investment Manager (Non-DIM))

DoubleLine Investment Management Asia Ltd. (“DoubleLine Asia”) is registered with the Kanto Local Finance Bureau as an Investment Advisory and Agency (“IAA”) operator in Japan (Registration No. 2986). However, DoubleLine Asia only conducts the agency business under its IAA registration. Under its agency business, DoubleLine Asia is authorized to intermediate in the execution of investment advisory and investment management contracts between its affiliates which are registered investment managers outside of Japan (“Foreign Investment Managers”) and discretionary investment managers and trust banks conducting investment management business (together the “Japan DIMs”) registered in Japan.

DoubleLine Asia is not permitted to market or solicit any securities or other investment products, nor is it able to provide any direct investment advisory or investment management services in Japan or elsewhere.

While discussions with Japan DIMs may involve its agency business of intermediating investment advisory and investment management arrangements, all discussions with persons other than Japan DIMs are necessarily limited to general information about DoubleLine Asia and its affiliates and nothing herein should be read to suggest a solicitation of products or services inconsistent with such regulatory status.

For Investors in Latin America

This material has not been registered with, or approved or passed on in any way by, any regulatory body or authority in any jurisdiction. This material is for prospective investors only and nothing in this material is intended to endorse or recommend a particular course of action. By receiving this material, the person or entity to whom it has been issued understands, acknowledges and agrees that neither this material nor the contents therein shall be deemed an offer to sell or a solicitation of an offer to buy, or a recommendation of, any security or any other product, strategy or service by DoubleLine or any other third party.

For Investors in the Middle East

This material is communicated by Double Line Middle East Limited (“DLME”) located at Unit 21, Level 3, Gate Village Building 4, DIFC, PO Box 113355, Dubai, UAE. DLME is regulated by the Dubai Financial Services Authority (“DFSA”). This material is intended for Professional Clients only as defined in the DFSA rules and must not be communicated to or relied on by any other person.

For Investors in Peru

All content in this document is for information or general use only. The information contained in this document is for reference purposes only and may not be construed as an offer, invitation or recommendation, nor should be taken as a basis to take (or stop taking) any decision.

This is neither an offer or an invitation to offer nor authorizes such sales or invitations in places where such offers or invitations are contrary to the corresponding applicable law.

This communication is not intended for any person who is not qualified as an institutional investor, in accordance with provisions set forth in SMV Resolution N° 021-2013-SMV-01, and as subsequently amended. No legal, financial, tax or any other kind of advice is hereby being provided.

Todo lo contenido en este documento es sólo para fines informativos o de uso general. La información contenida en este documento es referencial y no puede interpretarse como una oferta, invitación o recomendación, ni debe considerarse como fundamento para tomar (o dejar de tomar) alguna decisión.

La presente no constituye una oferta ni una invitación a ofertar ni autoriza tales ventas o invitaciones en los lugares donde tales ofertas o invitaciones sean contrarias a las respectivas leyes aplicables.

Esta comunicación no está dirigida a ninguna persona que no califique como un inversionista institucional, de conformidad con lo dispuesto en la Resolución SMV N° 021-2013-SMV-01, así como pueda ser modificada en el futuro. Por medio de la presente comunicación no se le está proveyendo de consejo legal, financiero, tributario o de cualquier otro tipo.